protectioncluster AFGHANISTAN

RESPONSE SNAPSHOT

January - November

2,266,531

PEOPLE REACHED

Individuals reached with specialized protection services including child protection, gender-based violence, housing, land and property, and mine action, and with general protection services

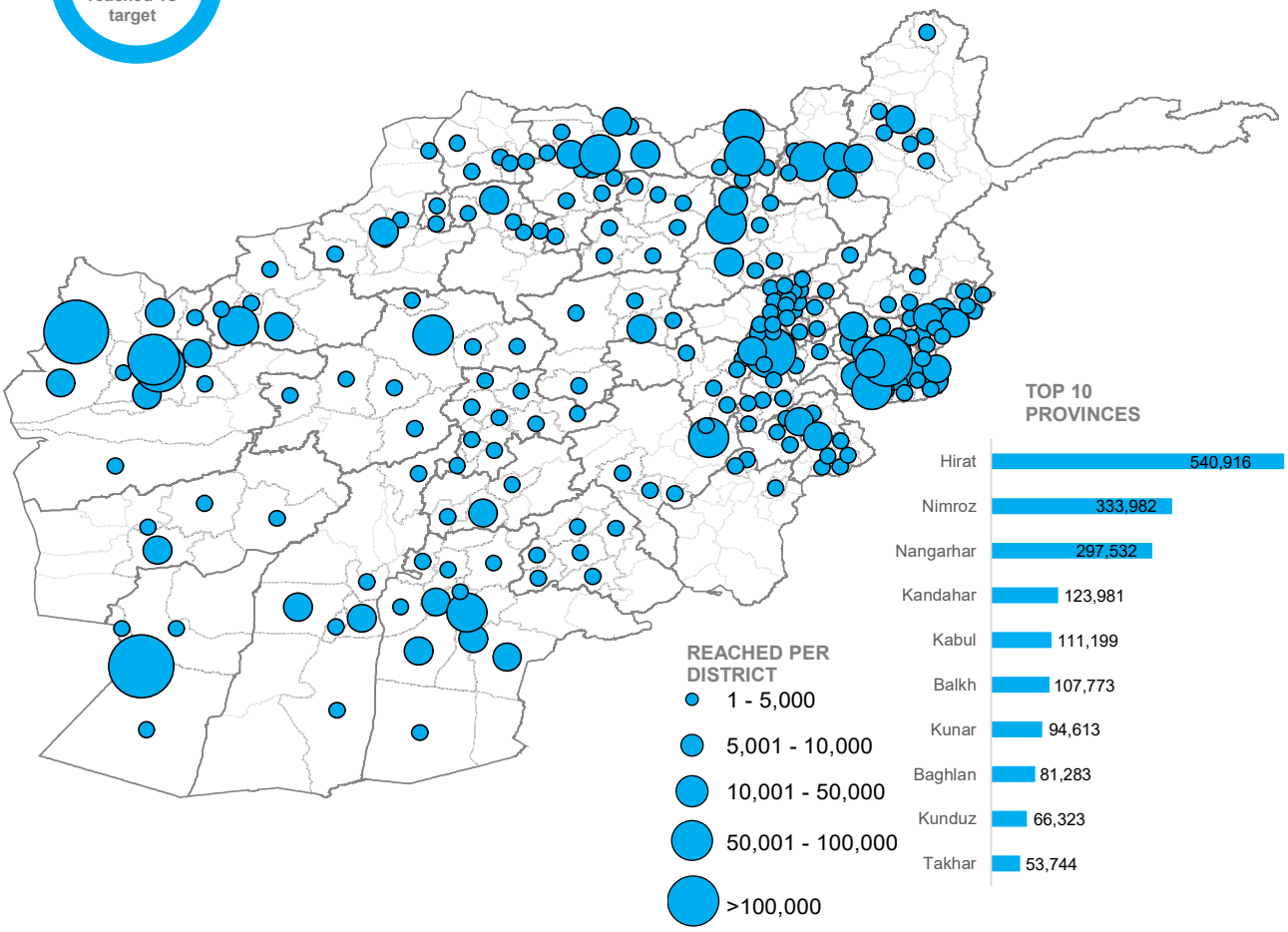

TOP 10 PROVINCES

AGE AND GENDER

56% of beneficiaries are women and girls, 33% are children

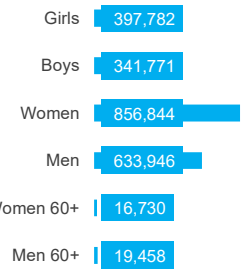

POPULATION GROUPS

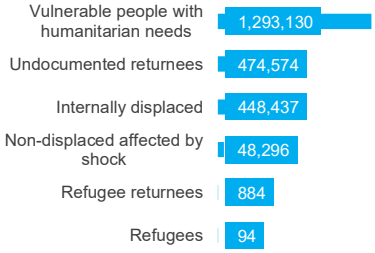

SECTORS

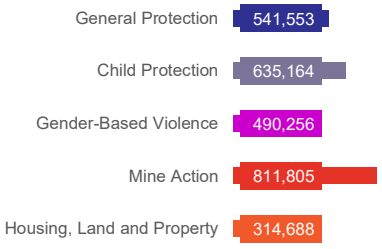

REPORTING PARTNERS

AAA, AABRAR, AADA, AAH, ADWSO, AHDAA, APA, ARAA, ASCHIANA, ATC, AWRC, BEST, CAID, CARE, CARITAS-G, CAWC, CHA, CORDAID, CRDSA, DAFA, DDG, DRC, ECW, HADAAF, HALO, HEWAD, HI, HN TPO, HRDA, HRRAC, HTAC, IMC, INTERSOS, IOM, IRC, IRW, JCSSO, MCPA, MPO, NRC, OCHR, OHW, OMAR, OXFAM, RAADA, SCI, SHAO, SHPOUL, TDH, UNFPA, UN-Habitat, UNHCR, UNICEF, UNMAS, VWO, WADAN, WASSA, WAW, WC-C, WC-UK, WSTA, YHDO, ZOA

Protection IMU afgkaimu@unhcr.org

November 2020

FUNDING

Overall Requirement: **USD 91.9 M**

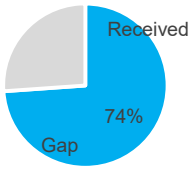

Requirement for Regular Programming: **USD 62.3 M**

Requirement for COVID-19 Response: **USD 29.5 M**

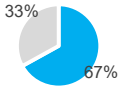

Source: FTS, Cluster

protectioncluster AFGHANISTAN

RESPONSE SNAPSHOT

January - November

KEY INDICATORS

	TARGET	REACHED	GAP
GENERAL PROTECTION			
# of people who were provided with direct and referral assistance (32,494 / 217,506)	250,000	13%	87%
# of people benefiting from Community-Based Protection initiatives (349,931 / 1,083,989)	1,433,920	24%	76%
# of people reached through protection monitoring (158,299 / 1,244,221)	1,402,520	11%	89%
CHILD PROTECTION			
# of children and their caregivers reached with center, mobile and home based activities to improve their mental health and psychosocial well-being following program completion (186,044 / 63,956)	250,000	74%	26%
# of girls and boys at risk, including unaccompanied and separated children, and child survivors of SGBV identified, documented, and received case management services (3,325 / 3,675)	7,000	48%	53%
# of people who have been reached by information on COVID-19 and the danger and consequences of hazardous child labor, child marriage, trafficking and other negative coping mechanisms (420,709 / 79,291)	500,000	84%	16%
GENDER-BASED VIOLENCE			
# of community members mobilized through community dialogues to prevent and respond to GBV (223,137 / -)	100,000	223%	0%
# of at-risk IDP, returnee and non-displaced conflict or natural-disaster-affected persons receiving multi-sectoral GBV services (psycho-social, legal, safety, health & case management) (222,852 / 472,081)	694,933	32%	68%
# of women and girls in need reached with dignity kits (43,577 / 450,333)	493,910	9%	91%
# of women and girls reached with livelihood and leadership interventions (690 / 39,810)	40,500	2%	98%
MINE ACTION			
# of direct beneficiaries from the removal of known explosive hazards (203,451 / -)	164,016	124%	0%
# of vulnerable people receiving Explosive Ordnance Risk Education (EORE) (468,244 / -)	380,164	123%	0%
# of conflict-affected people benefitting from Explosive Ordnance Disposal and survey activities (140,110 / 98,906)	239,016	59%	41%
HOUSING, LAND AND PROPERTY			
# of individuals receiving information on HLP and LCD rights (284,706 / -)	183,750	155%	0%
# of individuals receiving counselling and/or legal assistance on HLP and LCD rights (27,125 / 20,719)	47,844	57%	43%
# of government, humanitarian and other partners receiving training and/or technical support on HLP (2,857 / -)	2,750	104%	0%

Protection IMU afgkaimu@unhcr.org