



2018-19-20  
Key figures

4081

New Applications in 2020

12K

New Applications in 2019

10K

New Applications in 2018

21

Recognized Refugees in 2020

51

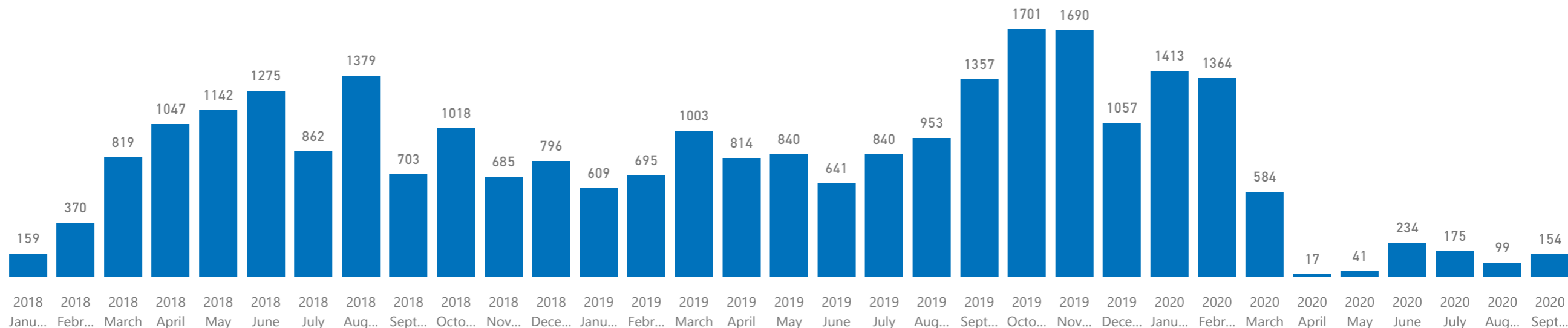
Recognized Refugees in 2019

85

Recognized Refugees in 2018

Monthly applications since 2018

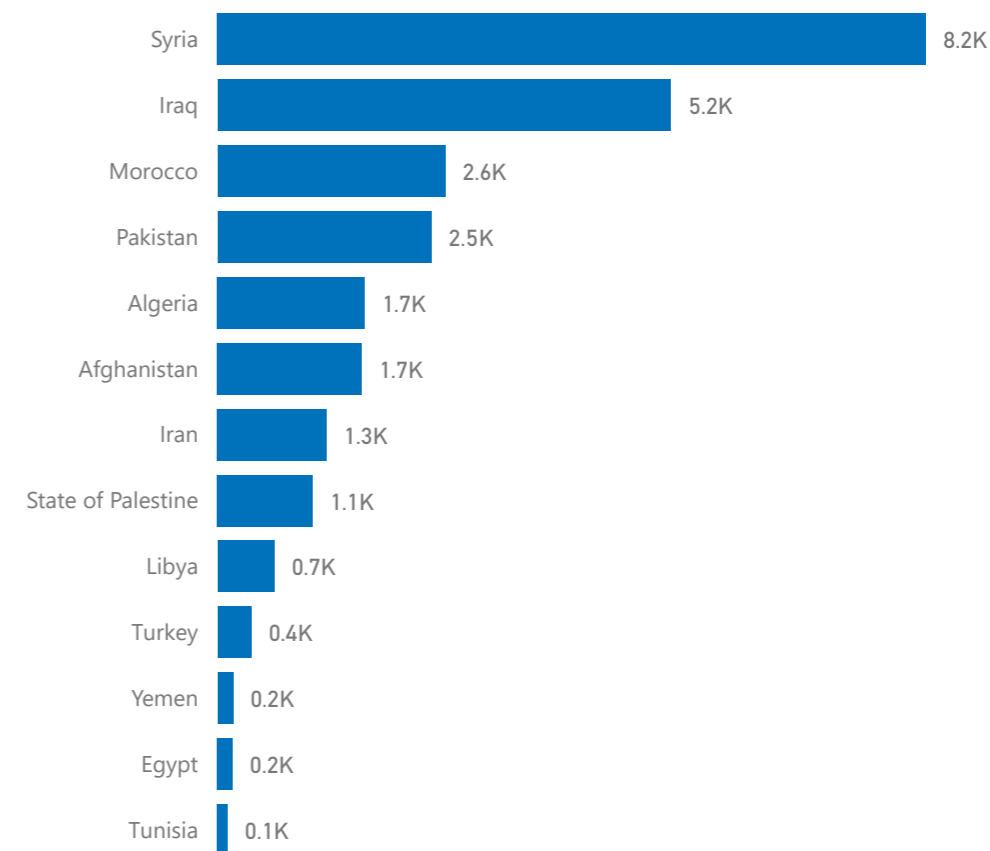
Applications by Year and Month



Summary of key trends observed

- In September, 7,606 persons in mixed movements arrived in the region, which is 11% more than in August (6,873). With this increase, September is the month with the second highest numbers of new arrivals in 2020. This reflects the usual seasonal trends.
- This month, only 154 persons filed an asylum application (compared to 99 in August). Only 10 % of the expressed intentions to seek asylum were formalized into actual asylum claims. September marked an increase of asylum applications compared to August, nevertheless this trend would have to be confirmed in October. Overall, since January 2020, 4,081 asylum applications have been lodged in the region.
- In September, 9 new positive first-instance decisions (5 refugee status and 4 subsidiary protection status) were handed. In 2020, 21 persons have been granted refugee status and 37 persons subsidiary protection status, while 132 applications were rejected. In addition, 2,152 submissions were closed after the applicants absconded the asylum procedure. In September, the authorities in the SEE region conducted 38 interviews (total of 189 for 2020). This year the average number of interviews conducted monthly is 21, which is lower in comparison with the 2019 average (34.5 per month).
- At the end of September, 741 decisions were still pending (0.26% more than in August (739)).
- In 2020, 12% (483) of all applications have been submitted by women and 21% (840) by children, including 112 unaccompanied and separated children (UASC) (13.3% of the children in total). The trends in this summer period also indicate a higher percentage of families among new arrivals than in the first half of 2020.

Applications since 2018 by country of origin



Kosovo\*: Designations of Kosovo\* are without prejudice to positions on status, and are in line with the United Nations Security Council Resolution 1244 (1999). Data source: SEE Regional Asylum Statistics and UNHCR data available at <https://popstats.unhcr.org>. For further information or any questions concerning this factsheet please contact: Gabriel MATHIEU, [mathieu@unhcr.org](mailto:mathieu@unhcr.org) In most cases, data for this factsheet is provided by country level governmental institutions. Retroactive changes in data may occur.



**2020**  
Key figures

**4081**  
New Applications of which:

**112**  
Unaccompanied or separated children\*

**21**  
Recognized Refugees

**37**  
Subsidiary Protection

**132**  
Rejected

**2152**  
Closed cases

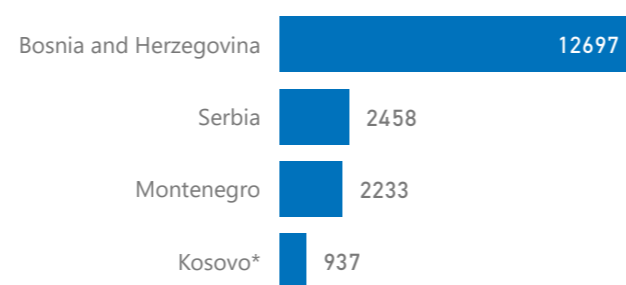
\*disaggregated figures by age/gender are not always available

## New Applications Regional Trends

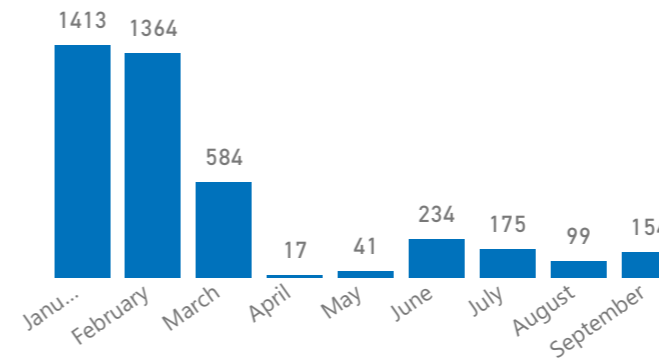
Total New Asylum Applications by Country of Asylum



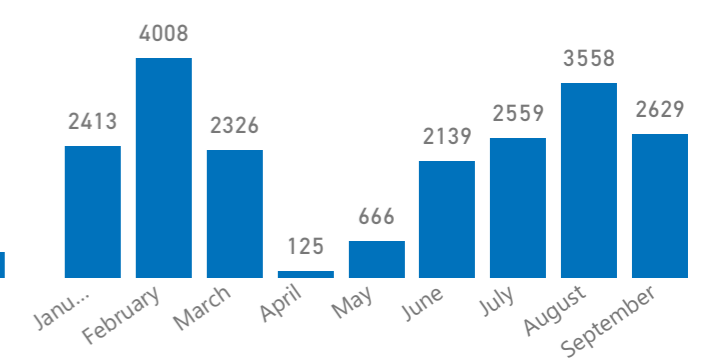
Total Asylum Intentions by Country of Asylum



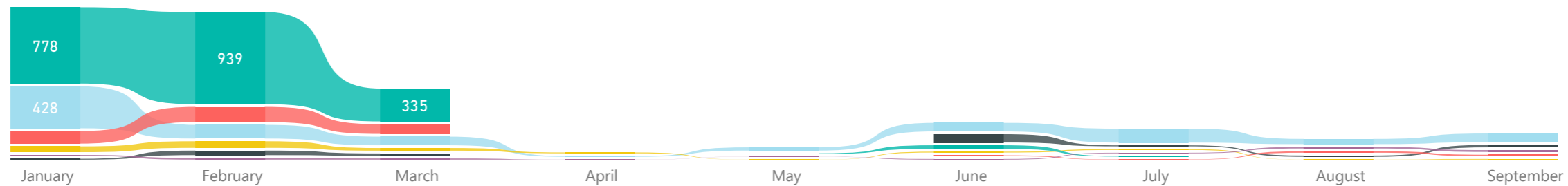
Total New Asylum Applications by Month



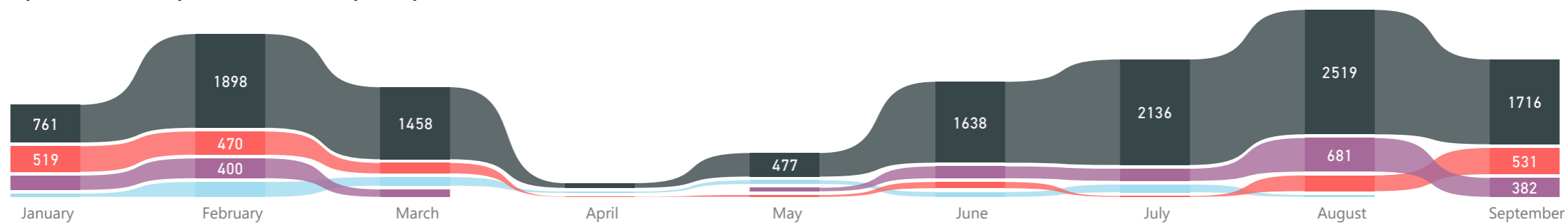
Total New Asylum Intentions by Month



New Asylum Applications by Month and Country of Asylum

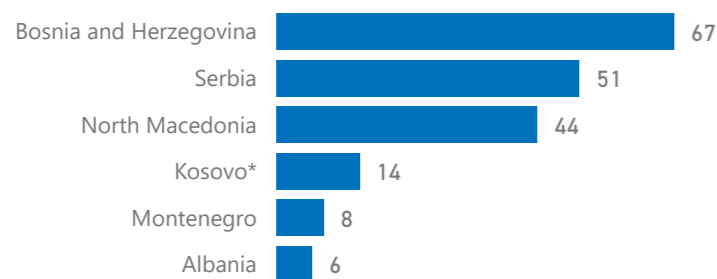


New Asylum Intentions by Month and Country of Asylum

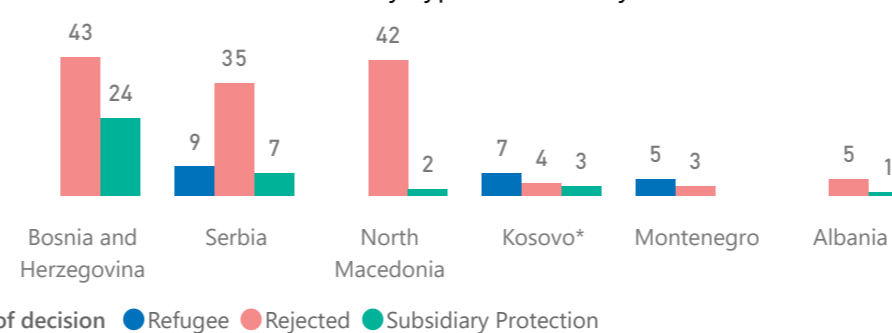


## First Instance Decisions Trends

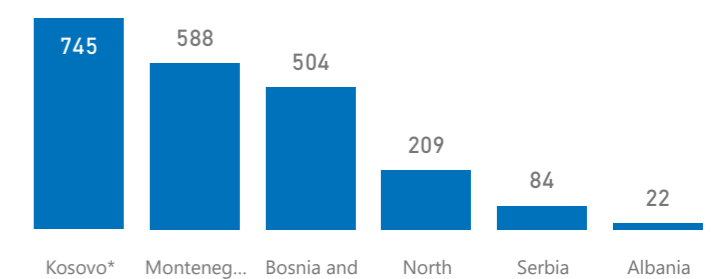
Total Decisions by Country of Asylum



First instance Decisions by Type and Country



Total Otherwise Closed Applications by Country



Kosovo\*: Designations of Kosovo\* are without prejudice to positions on status, and are in line with the United Nations Security Council Resolution 1244 (1999).

Data source: SEE Regional Asylum Statistics and UNHCR data available at <https://popstats.unhcr.org>. For further information or any questions concerning this factsheet please contact: Gabriel Mathieu, mathieu@unhcr.org

In most cases, data for this factsheet is provided by country level governmental institutions. Retroactive changes in data may occur.



September  
2020  
Key figures\*

154  
New Applications



12  
Women



34  
Children  
including:

3

Unaccompanied  
or separated  
child(ren)

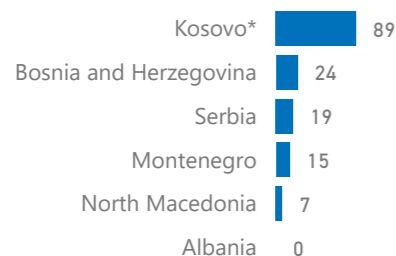
741

Pending opened  
asylum  
applications

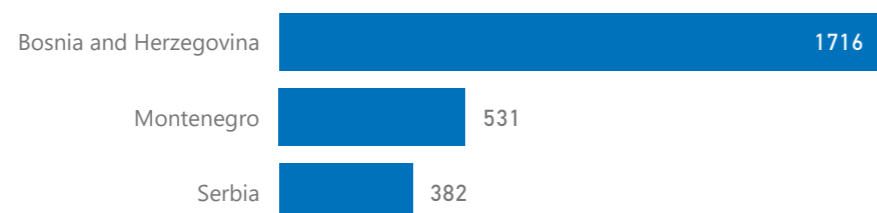
\*disaggregated figures  
by age/gender are not  
always available

## Monthly New Applications

Monthly New Asylum Applications by Country of Asylum

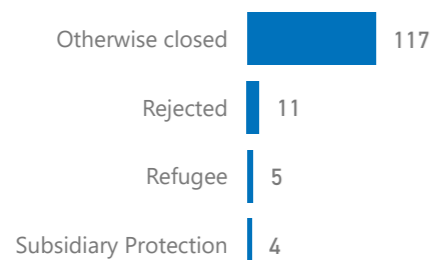


Monthly New Intentions to Seek Asylum by Reporting Country



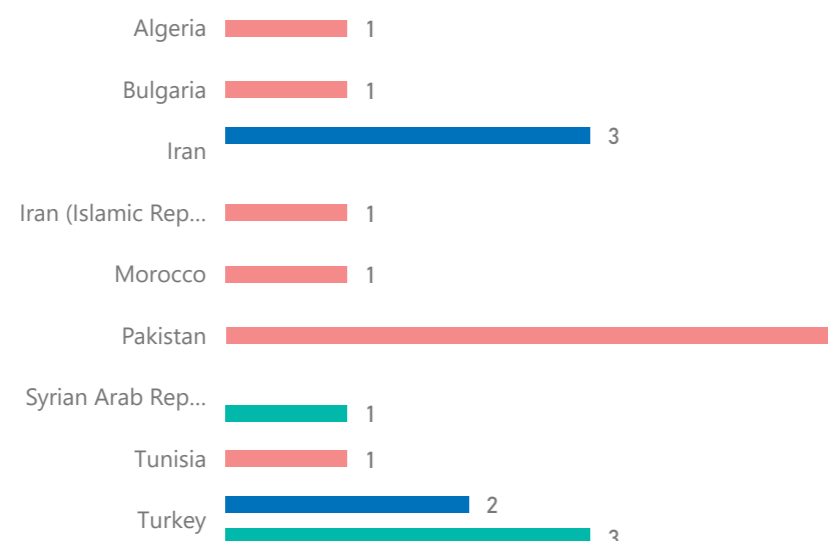
## Monthly First Instance Decisions

Monthly Decisions by Type of Decision

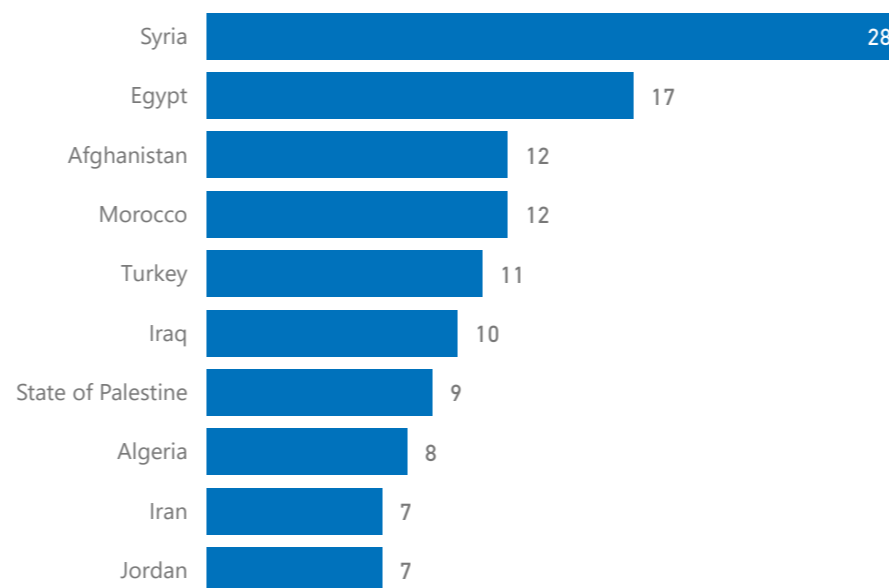


Monthly Type of Decisions by Nationality

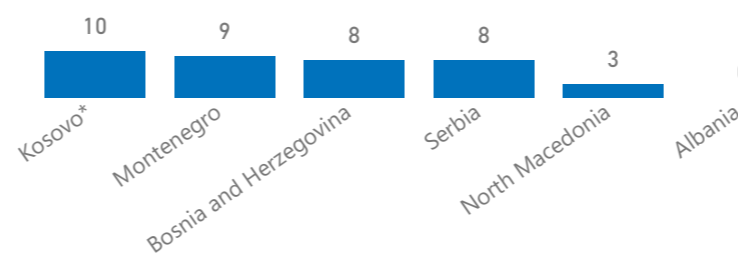
Type of decision ● Refugee ● Rejected ● Subsidiary Protection



Monthly New Asylum Applications by Country of Origin (Top 10)

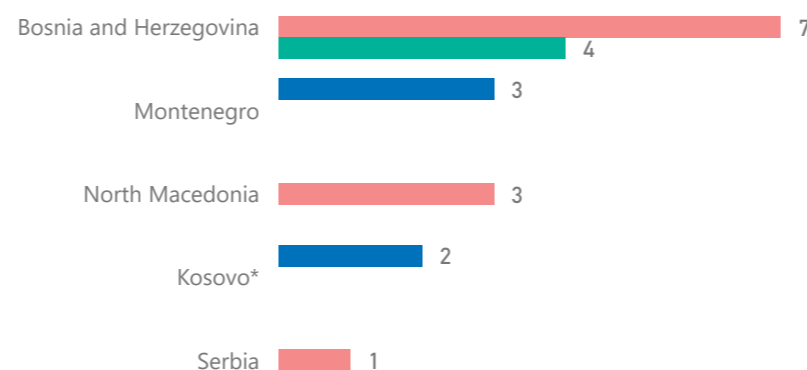


Monthly Interviews by Country of Asylum

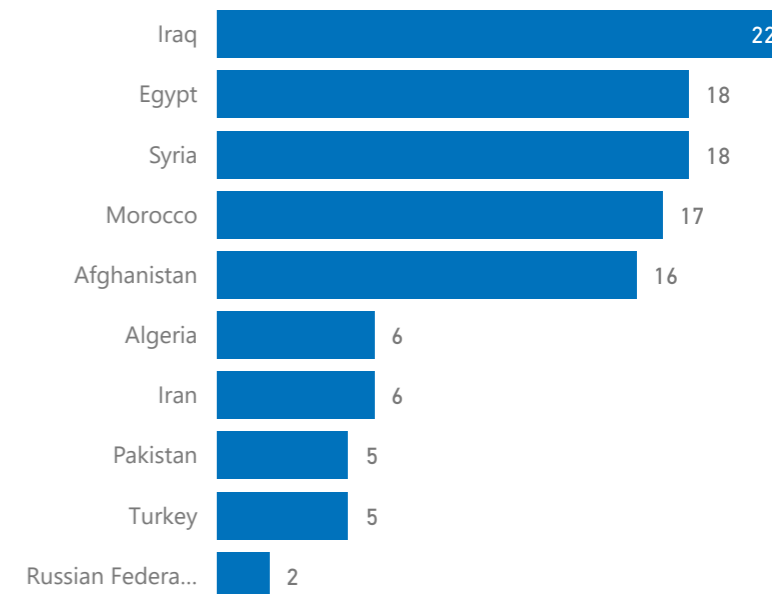


Monthly Decisions by Country of Asylum and Type of Decision

Type of decision ● Refugee ● Rejected ● Subsidiary Protection



Monthly Otherwise Closed Applications by Nationality (Top 10)

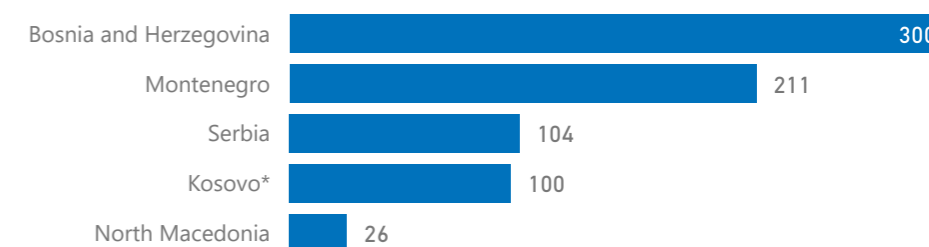


Average Length of Procedure (days) by Country

between application and decision



Total Pending Asylum Applications by Country of Asylum



Albania has not provided any pending cases information for August

Kosovo\*: Designations of Kosovo\* are without prejudice to positions on status, and are in line with the United Nations Security Council Resolution 1244 (1999).

Data source: SEE Regional Asylum Statistics and UNHCR data available at <https://popstats.unhcr.org>. For further information or any questions concerning this factsheet please contact: Gabriel MATHIEU, [mathieu@unhcr.org](mailto:mathieu@unhcr.org)

In most cases, data for this factsheet is provided by country level governmental institutions. Retroactive changes in data may occur.