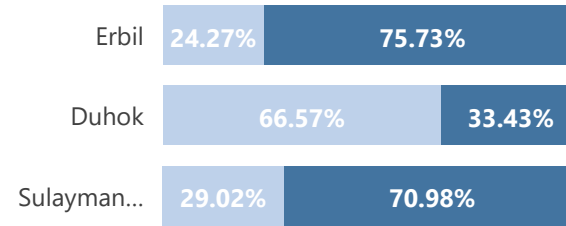
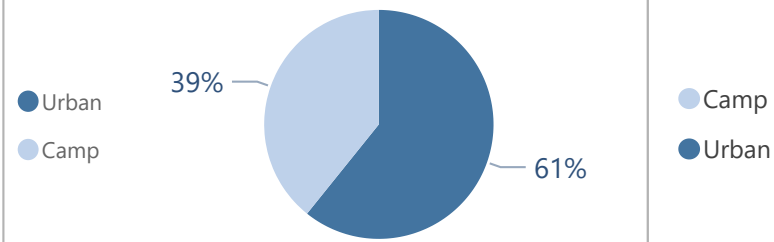
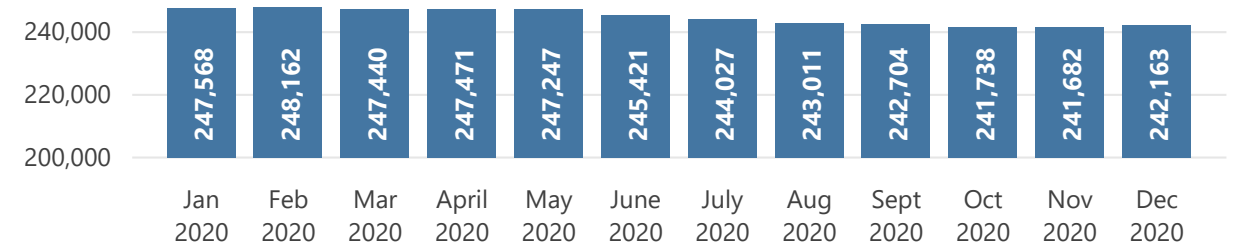


## Camp and Urban Population



## Population Trend



Governorate	Individuals	Household	% of Total
<b>Erbil</b>	<b>122,912</b>	<b>38,785</b>	<b>50.76%</b>
Erbil Urban	93,077	31,862	38.44%
Darashakran Camp	11,588	2,579	4.79%
Qushtapa Camp	8,258	1,996	3.41%
Kawergosk Camp	7,745	1,871	3.20%
Basirma Camp	2,244	477	0.93%
<b>Duhok</b>	<b>84,151</b>	<b>22,377</b>	<b>34.75%</b>
Domiz Camp	30,873	7,440	12.75%
Duhok Urban	28,131	8,801	11.62%
Domiz Camp 2	10,838	2,586	4.48%
Gawilan Camp	9,156	2,140	3.78%
Bardarash Camp	4,079	1,141	1.68%
Akre Settlement	1,074	269	0.44%
<b>Sulaymaniyah</b>	<b>31,511</b>	<b>9,988</b>	<b>13.01%</b>
Sulaymaniyah Urban	22,368	7,807	9.24%
Arbat Camp	9,143	2,181	3.78%
<b>Other</b>	<b>3,589</b>	<b>1,519</b>	<b>1.48%</b>
Other Urban Locations	3,589	1,519	1.48%
<b>Total</b>	<b>242,163</b>	<b>72,669</b>	<b>100.00%</b>

Information Management Unit: irqerbim@unhcr.org

Data source: UNHCR Registration Unit, Erbil, Iraq

## Syrian Refugees Registered in Iraq

