

2018-19-20
Key figures

4453

New Applications
in 2020

12K

New Applications
in 2019

10K

New Applications
in 2018

31

Recognized
Refugees in 2020

51

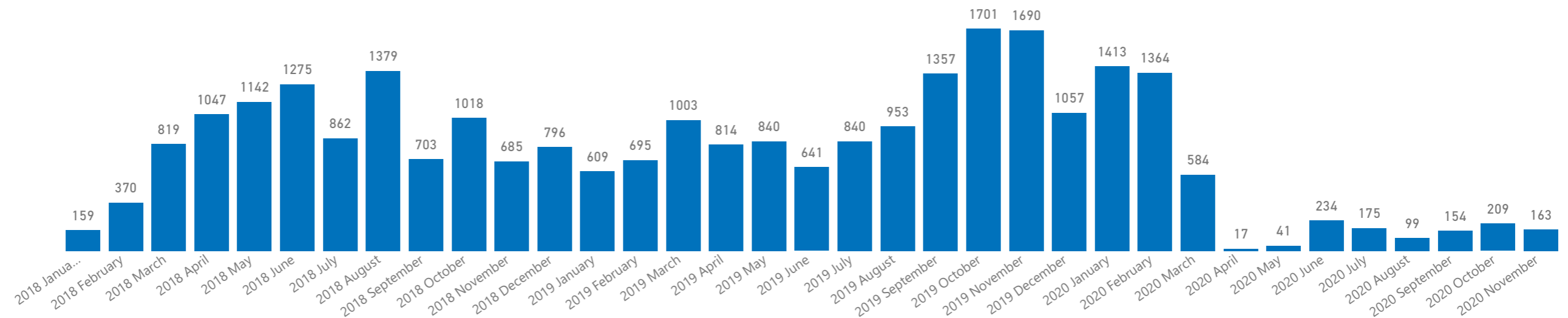
Recognized
Refugees in 2019

85

Recognized
Refugees in 2018

Monthly applications since 2018

Applications by Year and Month



Summary of key trends observed

- In November, 3,574 persons in mixed movements arrived in the region, which is 36% lower than in October (5,611). The evolution of the figures confirms the regular seasonal trends. The number of arrivals in November is lower than the rest of year, excluding the period from March to May figures that were low due to the exceptional closure of borders at the outbreak of COVID-19 pandemic.

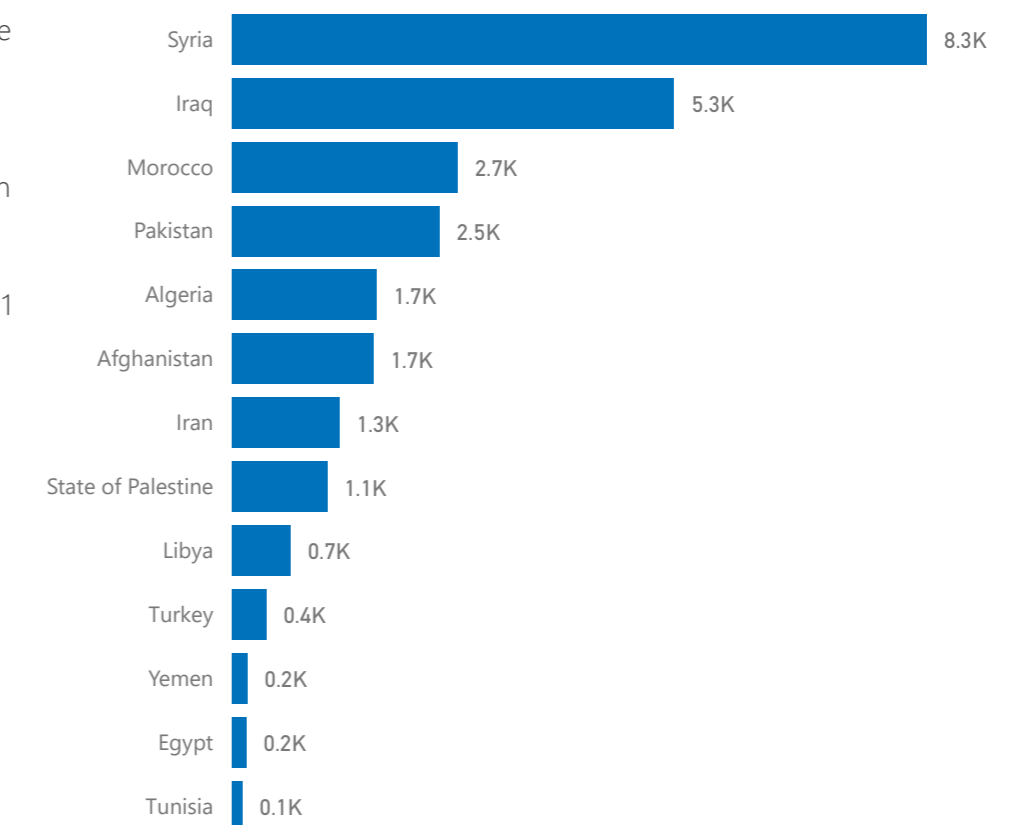
- This month, only 163 persons filed an asylum application (compared to 209 in October). Only 10 % of the expressed intentions to seek asylum were formalized into actual asylum claims.. Overall, since January 2020, 4,453 asylum applications have been lodged in the region.

- In November, 11 new positive first-instance decisions (4 refugee status and 7 subsidiary protection status) were handed. In 2020, 31 persons have been granted refugee status and 47 persons subsidiary protection status, while 161 applications were rejected. In addition, 2,368 submissions were closed after the applicants absconded the asylum procedure. In November, the authorities in the SEE region conducted 17 interviews (total of 254 for 2020). This year the average number of interviews conducted monthly is 28, which is lower in comparison with the 2019 average (34.5 per month).

- At the end of November, 583 decisions were still pending (25.7% less than in October (785)).

- In 2020, 12% (510) of all applications have been submitted by women and 21% (891) by children, including 124 unaccompanied and separated children (UASC) (13.9% of the children in total). November confirms the trend seen in October of an increased number of single men in the mixed movements.

Applications since 2018 by country of origin



Kosovo*: Designations of Kosovo* are without prejudice to positions on status, and are in line with the United Nations Security Council Resolution 1244 (1999). Data source: SEE Regional Asylum Statistics and UNHCR data available at <https://popstats.unhcr.org>. For further information or any questions concerning this factsheet please contact: Gabriel MATHIEU, mathieu@unhcr.org. In most cases, data for this factsheet is provided by country level governmental institutions. Retroactive changes in data may occur.

2020
Key figures

4453
New Applications of which:

124
Unaccompanied or separated children*

31
Recognized Refugees

46
Subsidiary Protection

161
Rejected

2368
Closed cases

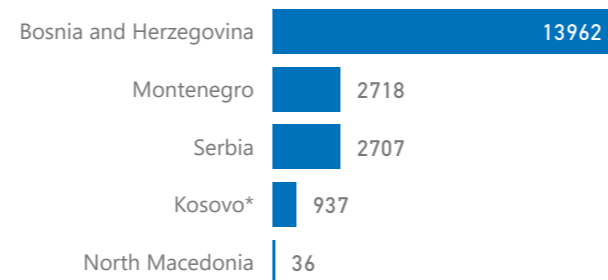
*disaggregated figures by age/gender are not always available

New Applications Regional Trends

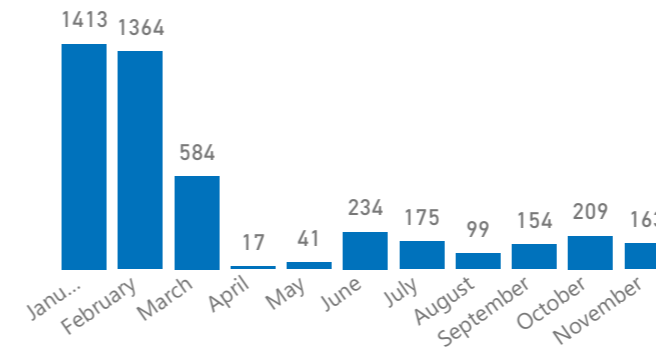
Total New Asylum Applications by Country of Asylum



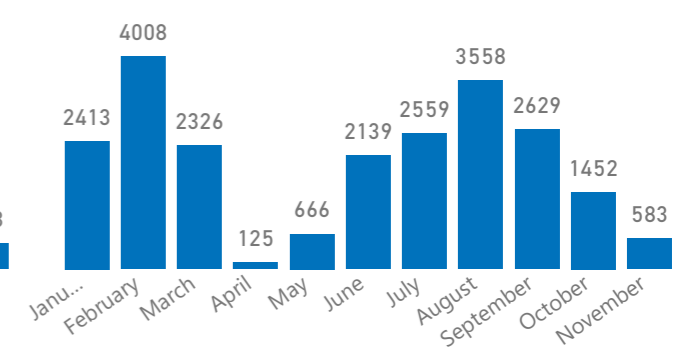
Total Asylum Intentions by Country of Asylum



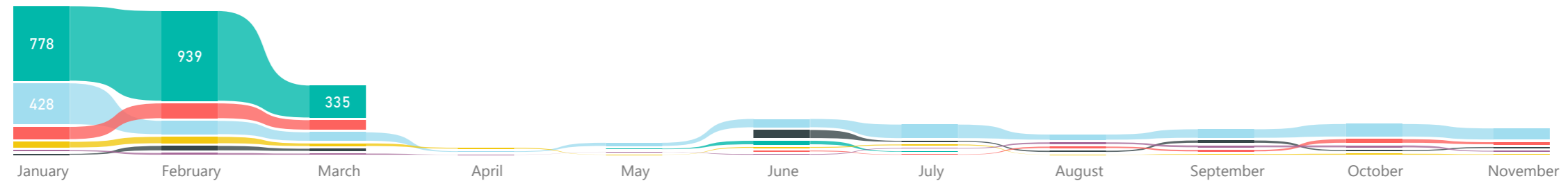
Total New Asylum Applications by Month



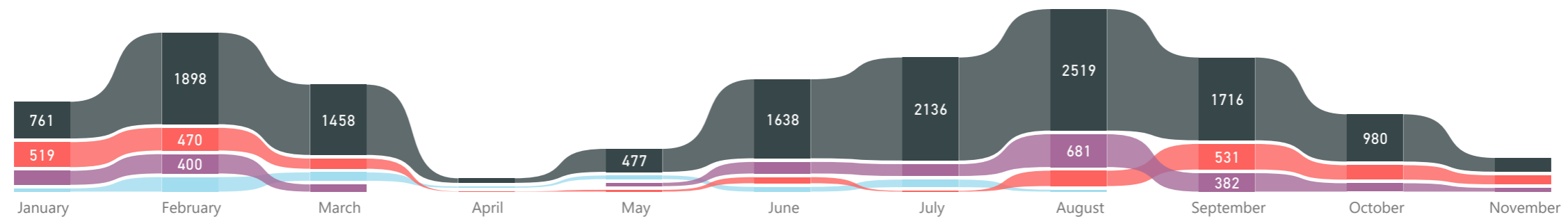
Total New Asylum Intentions by Month



New Asylum Applications by Month and Country of Asylum

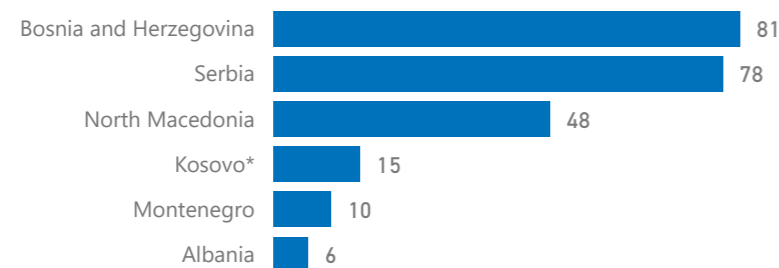


New Asylum Intentions by Month and Country of Asylum

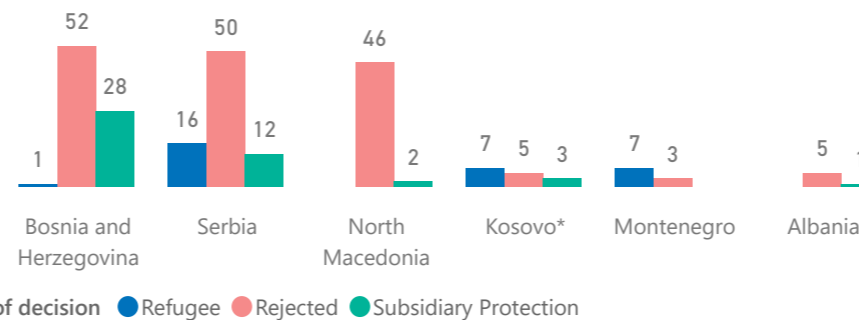


First Instance Decisions Trends

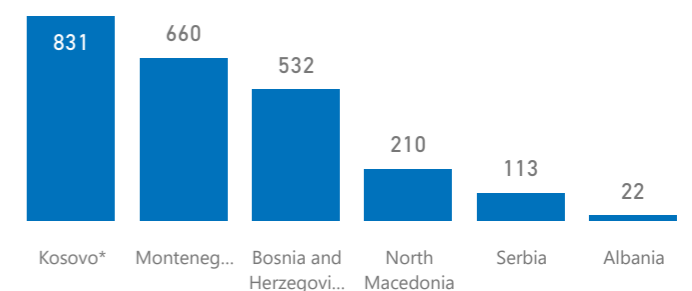
Total Decisions by Country of Asylum



First instance Decisions by Type and Country



Total Otherwise Closed Applications by Country



Kosovo*: Designations of Kosovo* are without prejudice to positions on status, and are in line with the United Nations Security Council Resolution 1244 (1999).

Data source: SEE Regional Asylum Statistics and UNHCR data available at <https://popstats.unhcr.org>. For further information or any questions concerning this factsheet please contact: Gabriel Mathieu, mathieu@unhcr.org

In most cases, data for this factsheet is provided by country level governmental institutions. Retroactive changes in data may occur.

Monthly New Applications

November
2020
Key figures*

163
New Applications

13
Women

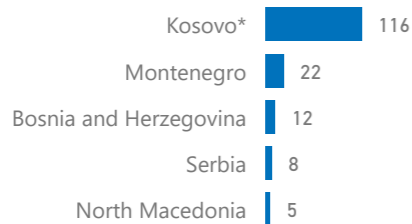
18
Children including:

0
Unaccompanied or separated child(ren)

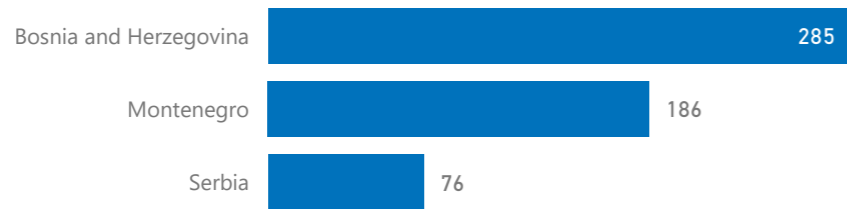
583
Pending opened asylum applications

*disaggregated figures by age/gender are not always available

Monthly New Asylum Applications by Country of Asylum

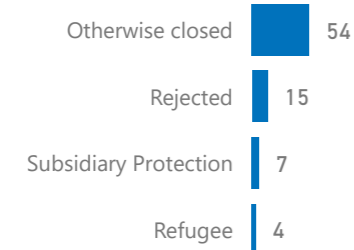


Monthly New Intentions to Seek Asylum by Reporting Country



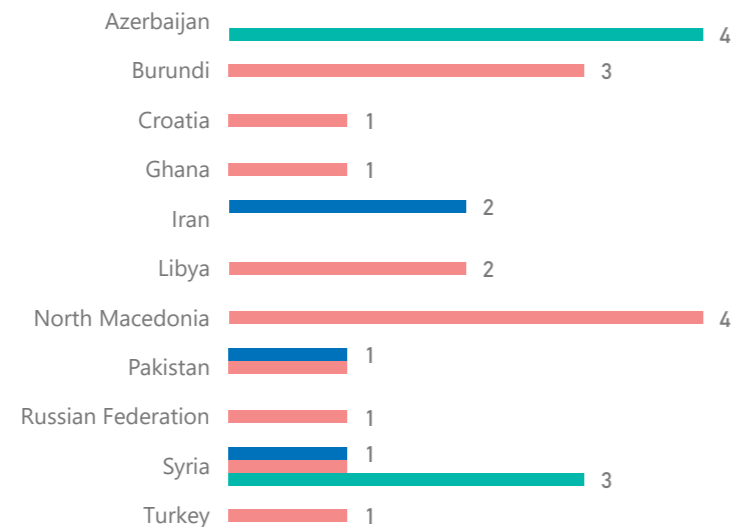
Monthly First Instance Decisions

Monthly Decisions by Type of Decision

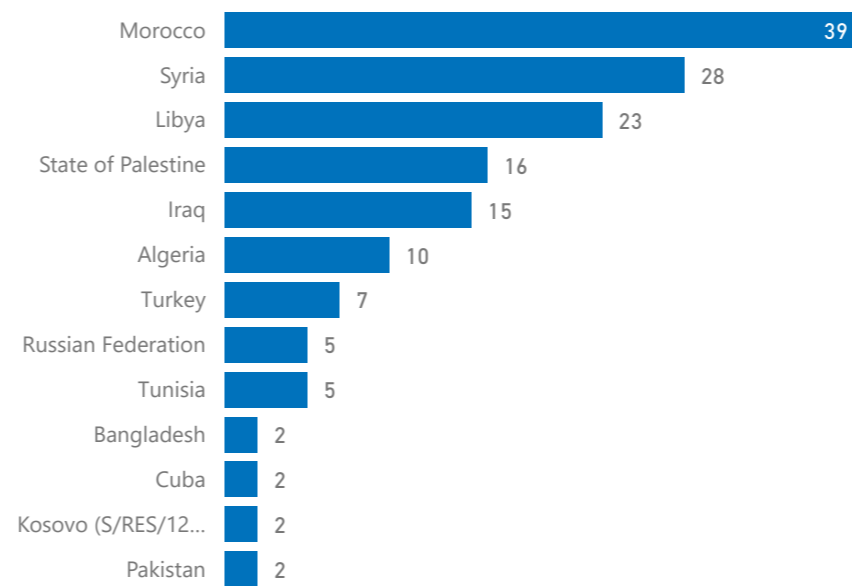


Monthly Type of Decisions by Nationality

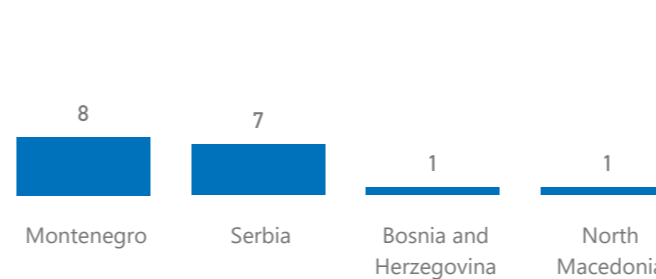
Type of decision ● Refugee ● Rejected ● Subsidiary Protection



Monthly New Asylum Applications by Country of Origin (Top 10)

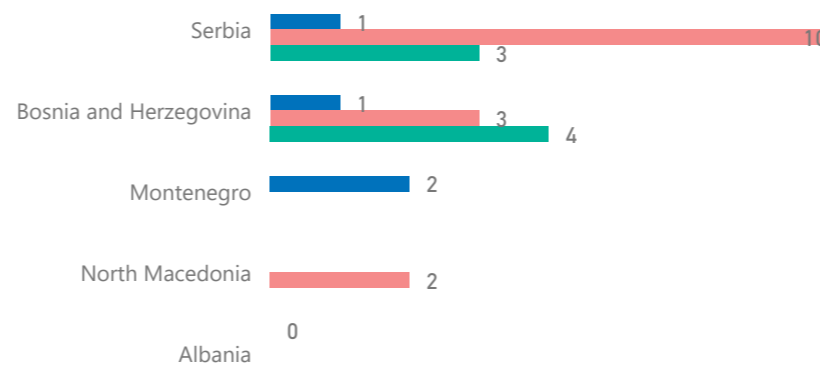


Monthly Interviews by Country of Asylum

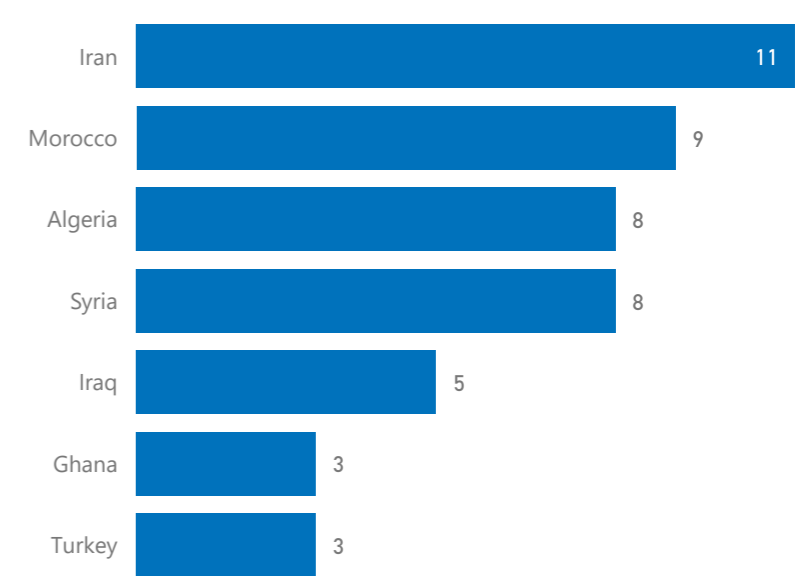


Monthly Decisions by Country of Asylum and Type of Decision

Type of decision ● N/A ● Refugee ● Rejected ● Subsidiary Protection



Monthly Otherwise Closed Applications by Nationality (Top 10)

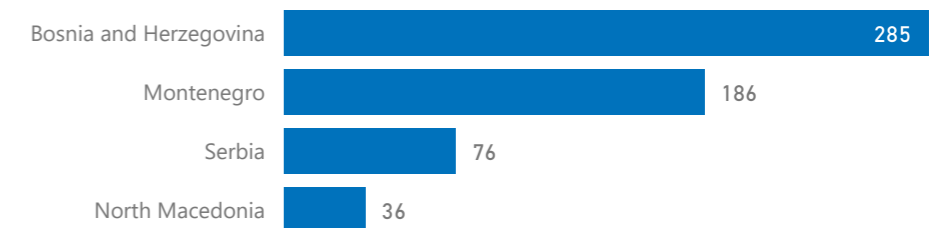


Average Length of Procedure (days) by Country

between application and decision

Montenegro	231
Bosnia and Herzegovina	233

Total Pending Asylum Applications by Country of Asylum



Albania has not provided any pending cases information for August

Kosovo*: Designations of Kosovo* are without prejudice to positions on status, and are in line with the United Nations Security Council Resolution 1244 (1999).

Data source: SEE Regional Asylum Statistics and UNHCR data available at <https://popstats.unhcr.org>. For further information or any questions concerning this factsheet please contact: Gabriel MATHIEU, mathieu@unhcr.org

In most cases, data for this factsheet is provided by country level governmental institutions. Retroactive changes in data may occur.