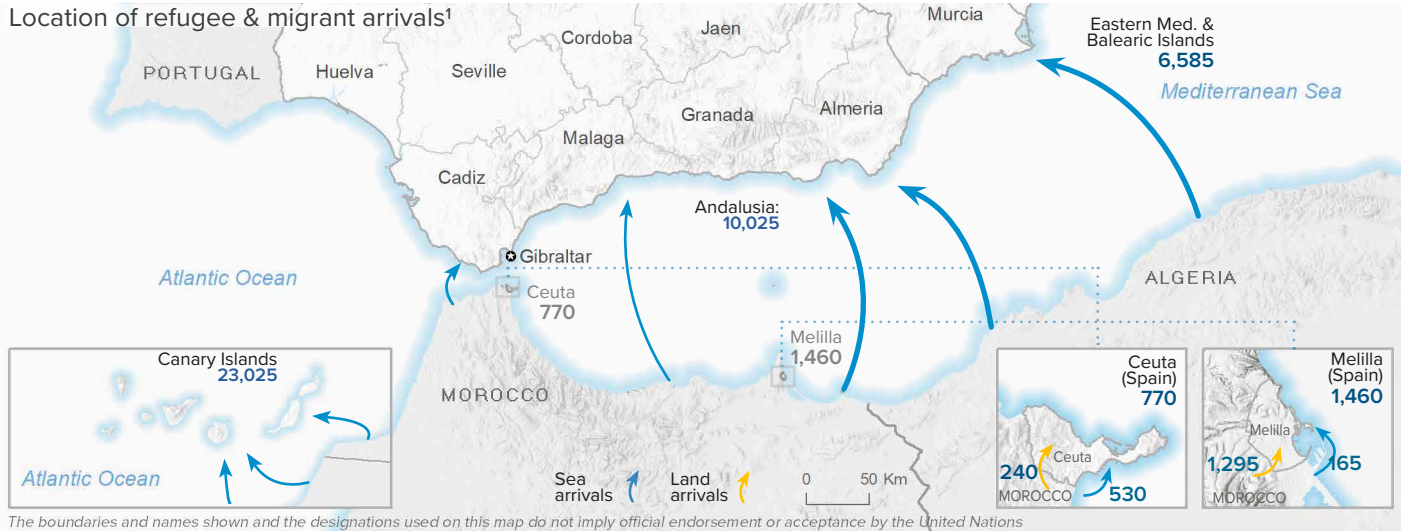


# SPAIN SEA AND LAND ARRIVALS

1 Jan- 31 Dec 2020

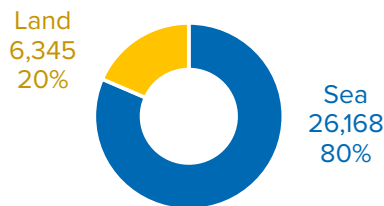
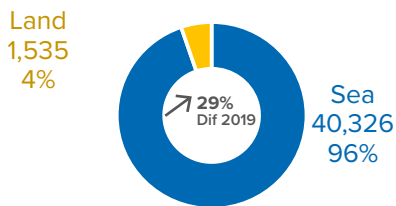
Location of refugee & migrant arrivals<sup>1</sup>



**41,861** Jan-Dec 2020

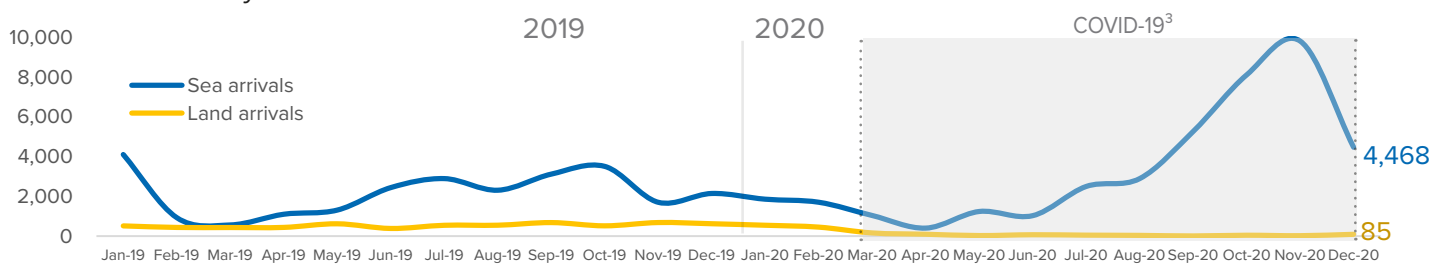
**32,513** Jan-Dec 2019

**Dead and Missing<sup>2</sup>**

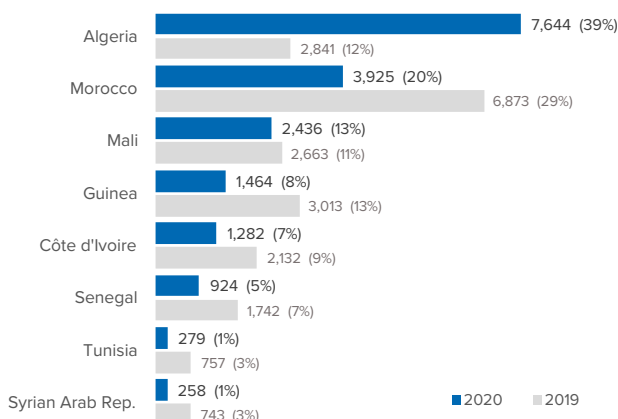


**809** Jan-Dec 2020  
**685** Jan-Dec 2019  
↑ 18%

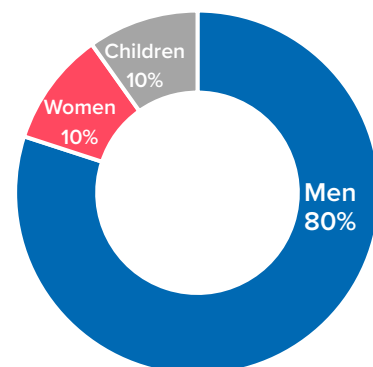
## Arrivals trend by month



## Most common nationalities of arrivals<sup>4</sup> Jan-Sep 2020



## Demography of arrivals Jan-Sep 2020



The charts in this document are based on figures from the Ministry of Interior and UNHCR estimates. All figures are provisional and subject to change.

The figures depicted here do not include arrivals to Spain by air.

<sup>1</sup>Arrivals in the Andalusian Coast (Strait of Gibraltar, Malaga, Motril and Almeria) are based on UNHCR estimates.

<sup>2</sup>Includes events that took place on the Western Mediterranean route as well as the Western African route to the Canary Islands.

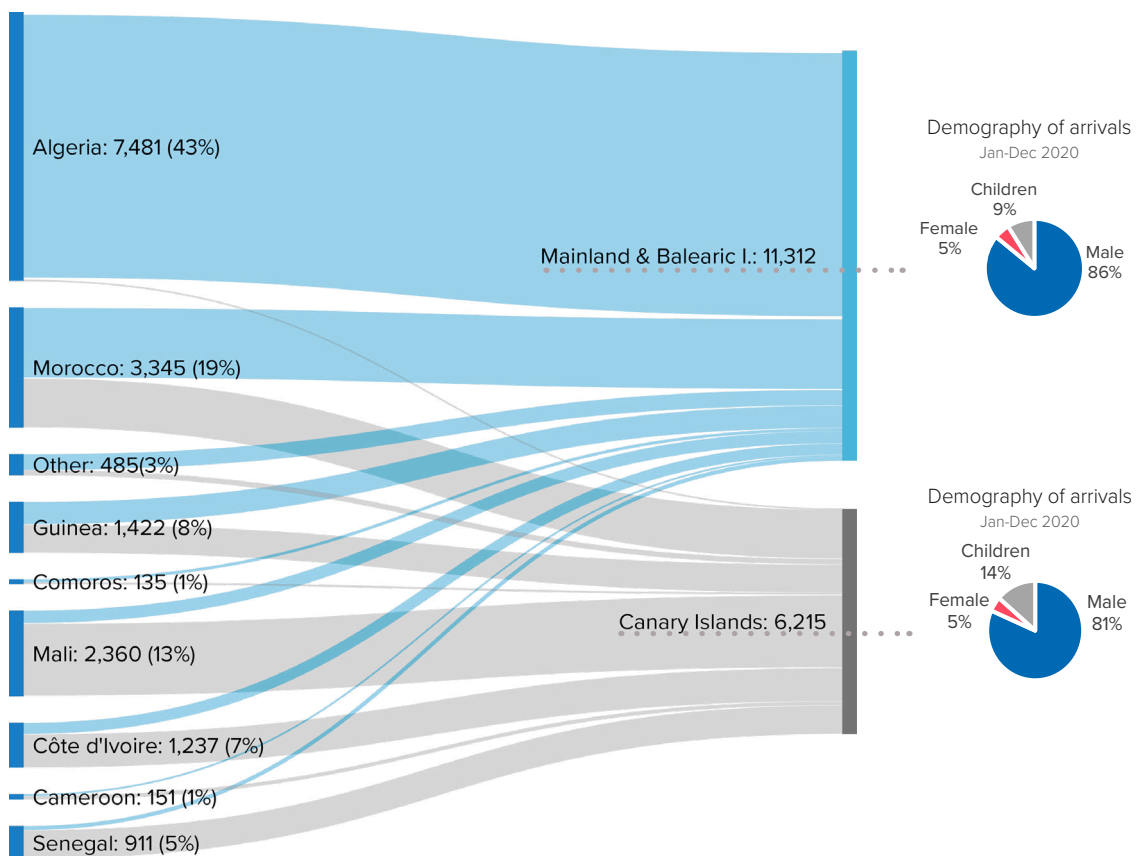
<sup>3</sup>Strict border restrictions applied since 15 March 2020, due to the COVID-19 pandemic.

<sup>4</sup>Nationality breakdown information not available since Oct 2020.

**ARRIVALS to Andalusia, Eastern Med.<sup>5</sup> & Canary Islands: 39,633** Jan-Dec 2020


 ↑ **61%**  
 Dif. 2019

Country of origin and arrival location Jan-Sep 2020



**ARRIVALS to Ceuta & Melilla<sup>6</sup>: 2,228** Jan-Dec 2020

 ↓ **72%**  
 Dif. 2019

Ceuta: country of origin Jan-Sep 2020



Melilla: country of origin Jan-Sep 2020


<sup>5</sup>Eastern Med. includes Catalonia, Valencian Community, Murcia and Balearic Islands.

<sup>6</sup>Melilla sea and land arrivals. Includes only accompanied children data. Unaccompanied separated children data unavailable.