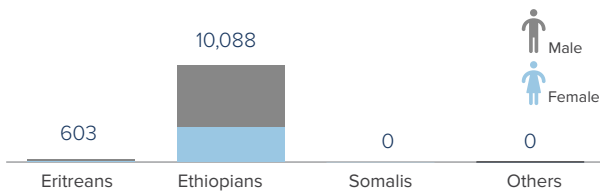
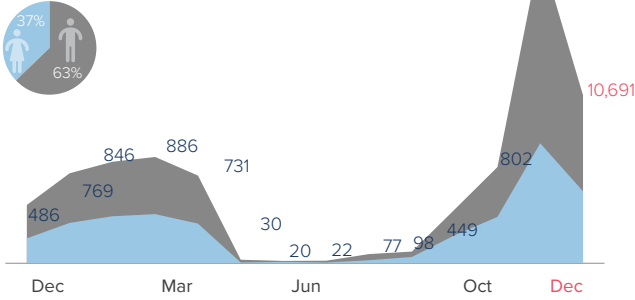


<sup>1</sup> 10,088 arrivals from Ethiopia.  
<sup>2</sup> UASC: Unaccompanied and separated children.  
<sup>3</sup> PWD: Persons with Disabilities.

**Arrival By Nationality (December 2020)**

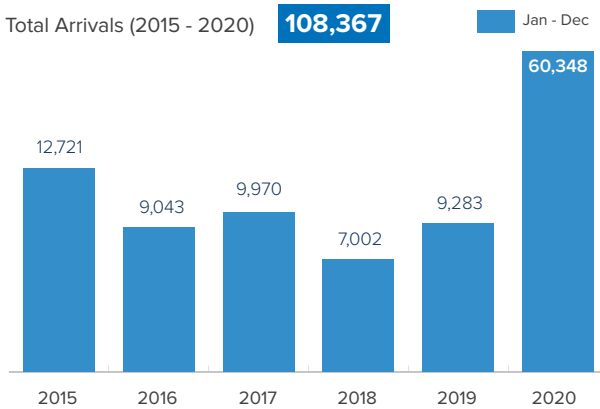


**Arrival Trend (2019-2020)**

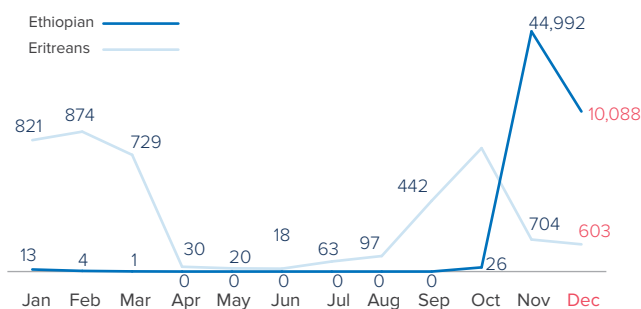


<sup>4</sup> Influx of new arrivals from Ethiopia (Tigray), as of 7th of Nov 2020.

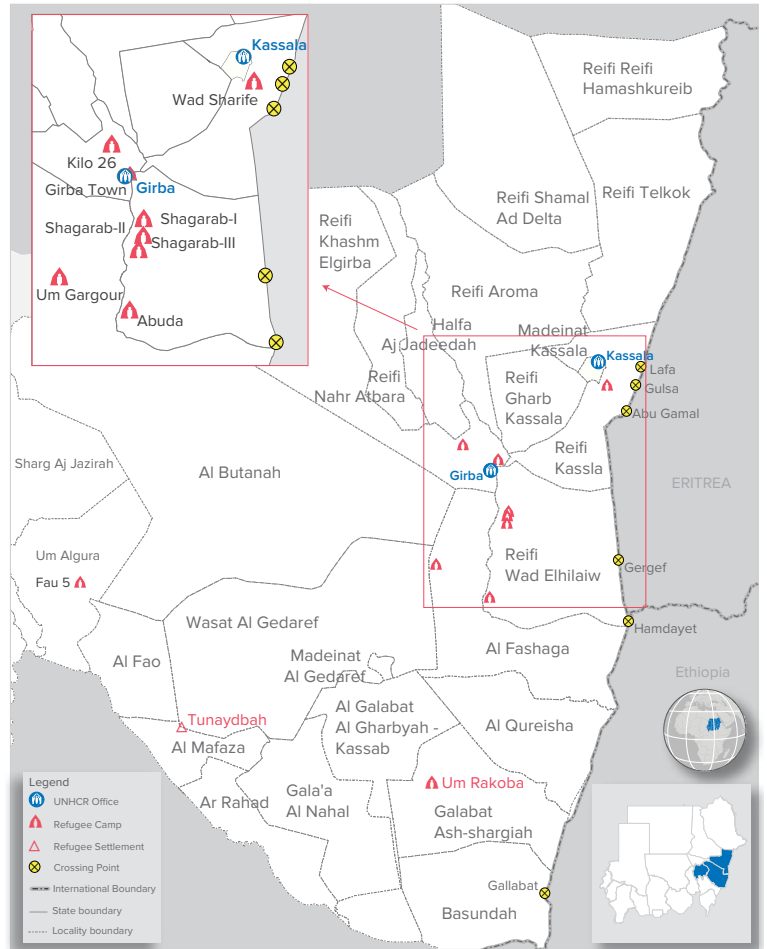
**Yearly Arrival Trends (2015-2020)**



**Monthly Arrivals Of Eritreans and Ethiopian (2020)**



UNHCR continues to receive new arrivals in East Sudan. While previously refugees were largely from Eritrea, since early November 2020 the main registered influx is from Ethiopia's Tigray region. The Commission of Refugees (CoR) receives and assists asylum-seekers at the border, where they are temporarily hosted in reception centres, before being relocated further in-land to designated refugee locations in Kassala (Shagarab camps) and Gedaref States (Um Rakuba camp and Tunaydbah settlement). There they can access services and shelter.

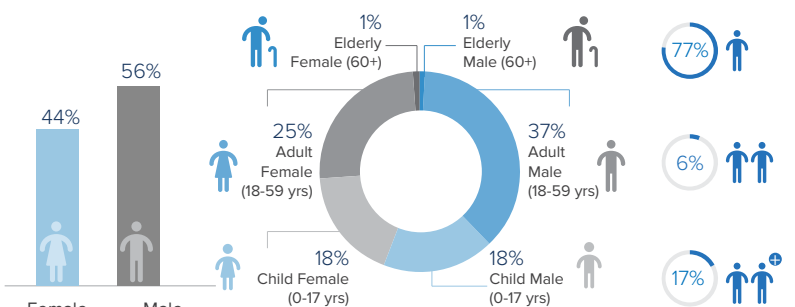


The boundaries and names shown and the designations used on this map do not imply official endorsement or acceptance by the United Nations.

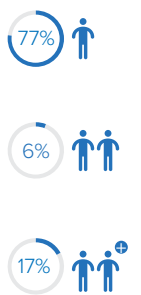
**Registration Statistics (2020)**

	Eritreans	Ethiopians	Somalis	Others
Total Registered	3,903	20,028*	75	1
Total RSD <sup>5</sup>	941	6	1	3

**Age-gender Breakdown**



**Family Size**



<sup>5</sup> Refugee Status Determination | \* Out of 20,028, 18,000 registered on household level and 2,000 biometric registered.