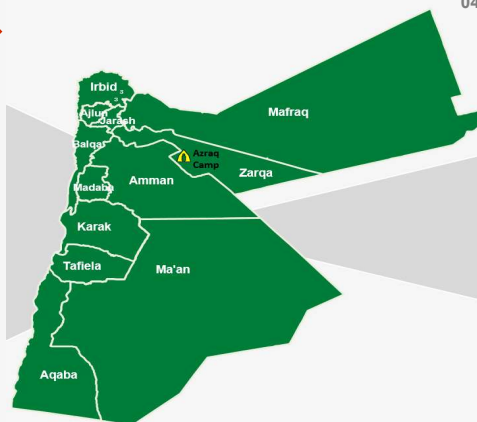
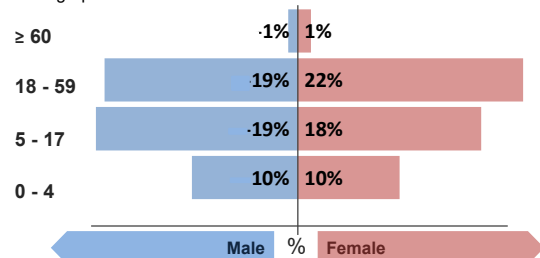


Refugee population

Total refugee population: **36,792**

Demographic breakdown:



Key facts

Camp opened:

May 2014

Indicators at a glance

| | | |
|--|------|---|
| 1 Health utilisation rate | 6.0 | X |
| 2 Number of consultations per clinician per day | 34 | ✓ |
| 3 Referral rate (/1,000/month) | 4.9 | |
| 4 Crude Mortality Rate (CMR) (/1,000/month) | 0.1 | ✓ |
| 5 Under-five Mortality Rate (U5MR) (/1,000/month) | 0.3 | ✓ |
| 6 Neonatal Mortality Rate (NNMR) (/1,000 livebirths) | 13.7 | ✓ |

Notes

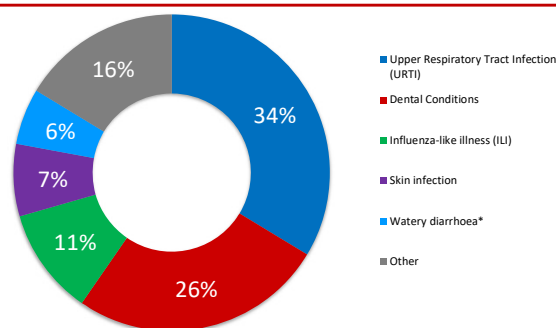
This public health profile for Azraq refugee camp is compiled from health facility data from the following partners:

- IMC Clinics in Villages 3, 5, and 6
- IMC Hospital
- AMR Clinics in Villages 2 and 6
- IRC RH Services Villages 3, 5, and 6

Data is collected using standardised Health Information System (HIS) data collection and reporting tools and aims to be as accurate as possible.

Morbidity

Acute health conditions (%)

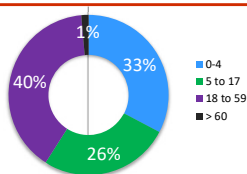


Top 5 acute health conditions

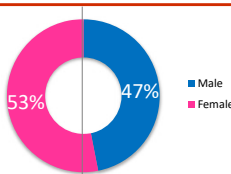
| | % morbidity | # of cases |
|--|-------------|------------|
| 1 Upper Respiratory Tract Infection (URTI) | 34% | 6,586 |
| 2 Dental Conditions | 26% | 5,080 |
| 3 Influenza-like illness (ILI) | 11% | 2,141 |
| 4 Skin infection | 7% | 1,448 |
| 5 Watery diarrhoea* | 6% | 1,122 |
| - Other | 16% | 3,198 |

Breakdown of acute health conditions

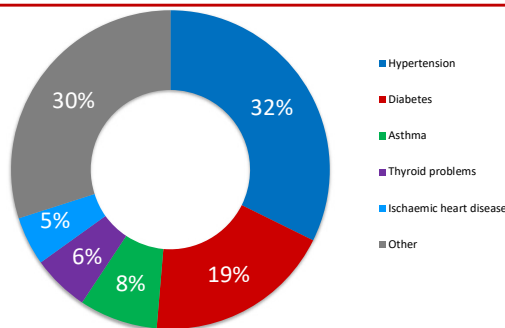
by age



by gender



Chronic health conditions (%)

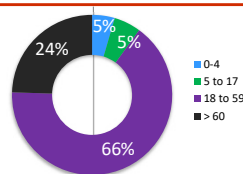


Top 5 chronic health conditions

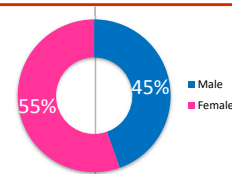
| | % morbidity | # of cases |
|---------------------------|-------------|------------|
| 1 Hypertension | 32% | 974 |
| 2 Diabetes | 19% | 574 |
| 3 Asthma | 8% | 240 |
| 4 Thyroid problems | 6% | 174 |
| 5 Ischaemic heart disease | 5% | 149 |
| - Other | 30% | 902 |

Breakdown of chronic health conditions

by age



by gender

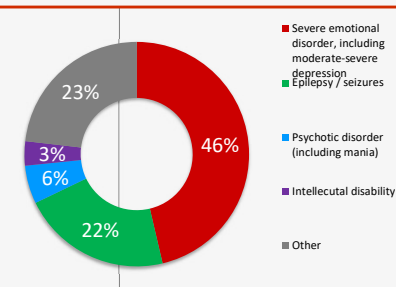


Public Health

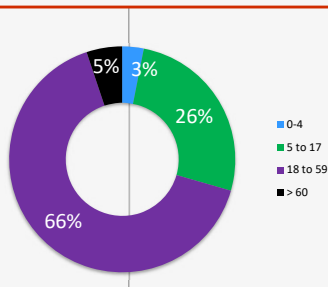
| Health Impact | Indicator | Standard | |
|--|-----------|--------------|---|
| Crude Mortality Rate (CMR) (/1,000/month) | 0.1 | < 0.5 | ✓ |
| Under-five Mortality Rate (U5MR) (/1,000/month) | 0.3 | < 1.5 | ✓ |
| Neonatal Mortality Rate (NNMR) (/1,000 livebirths) | 13.7 | < 14.9 | ✓ |
| Access and utilization | | | |
| No. of health facilities | 1 : 7359 | 1 : < 10,000 | ✓ |
| Total number of consultations | 54,334 | | |
| Health utilisation rate | 6.0 | 1 - 4 | ✗ |
| No. of consultations per trained clinician per day | 34 | < 50 | ✓ |

Breakdown of mental health conditions

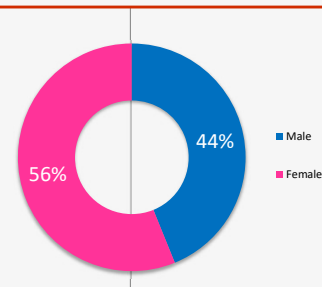
By cause



By age

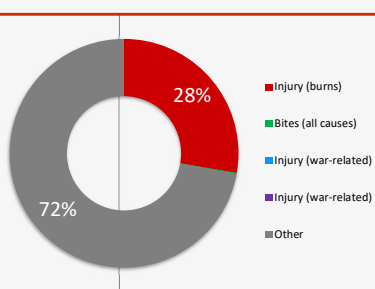


By gender

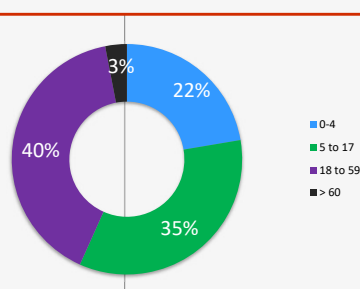


Breakdown of injuries

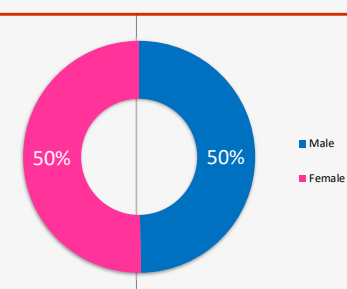
By cause



By age



By gender



In-patient and referral

| In-patient department | Indicator | Standard | |
|--|-----------|----------|---|
| Hospitalisation rate (/1,000/year) | 75.8 | 50 - 150 | ^ |
| Bed occupancy rate | 58% | > 75% | ✗ |
| Mean length of stay for authorised discharges (days) | 2.0 | | |

| | Indicator | Standard | |
|---|-----------|----------|--|
| Overall case fatality rate | 0% | | |
| Proportion of deaths within 24 hours of admission | 0% | | |

Reproductive Health

| Antenatal care | Indicator | Standard | |
|---|-----------|----------|---|
| Coverage of antenatal care (4 or more visits) | 75% | ≥ 90% | ✗ |
| Coverage of TT vaccination | 17% | ≥ 90% | ✗ |
| Coverage of anaemia screening in pregnancy | 98% | ≥ 90% | ✓ |
| Delivery care | | | |
| Proportion of deliveries attended by skilled personnel | 98% | ≥ 90% | ✓ |
| Proportion of deliveries performed by caesarean section | 27% | 5 - 15% | ✗ |
| Proportion of low birth weight deliveries (<2500g) | 9% | < 15% | ✓ |
| Maternal mortality | | | |
| Number of maternal deaths reported | 0 | | |
| % of maternal deaths investigated | 0% | 100% | |

| Postnatal care | Indicator | Standard | |
|----------------------------|-----------|----------|---|
| Coverage of postnatal care | 30% | ≥ 90% | ✗ |

Sexual and Gender-based Violence

| | | | |
|--|-----|------|---|
| Incidence of rape (reported cases/10,000/year)* | 0.0 | | ^ |
| % of rape survivors who received PEP** < 72 hours | | 100% | ^ |
| % of rape survivors who received ECP*** < 120 hours | | 100% | ^ |
| % of rape survivors who received STI**** prophylaxis < 2 wks | | 100% | ^ |

*Only includes rapes reported at health facilities **Post-exposure prophylaxis ***Emergency contraceptive pill
****Sexually transmitted infection



UNHCR gratefully acknowledges the support of the following partners:

