UNHCR
The UN Refugee Agency

SUDAN

Refugees From South Sudan in Sudan

as of 31 January 2021

South Sudanese Refugees and Asylum-seekers[1]

747,885 Individuals

277,919 Households

3 Average Family Size

Registration Status

453,430 Individual registration

34,156 Household registration

260,299 Un-registered

61% Individual registration

4% Household registration

35% Un-registered

Population Distribution

32% of population live in camps

68% of population live out of camps

Persons with Disabilities

7,962

2% of registered population are persons with disabilities

Unaccompanied and Separated Children

14,270

Monthly Arrival Trends (2015-2021)

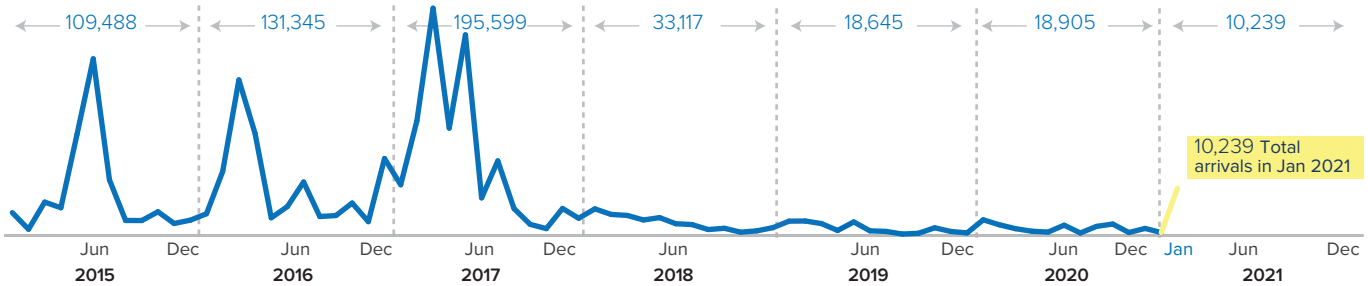

[1] *Total number of refugees is the sum of UNHCR/ Commissioner of Refugees (CoR) registered population and Immigration and Passport Police (IPP) registered & unregistered refugees. Government sources estimate a total of 1.3 million South Sudanese refugees inSudan; however, these data require verification.*

Age-gender Breakdown[2]

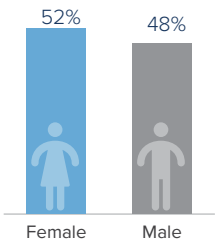

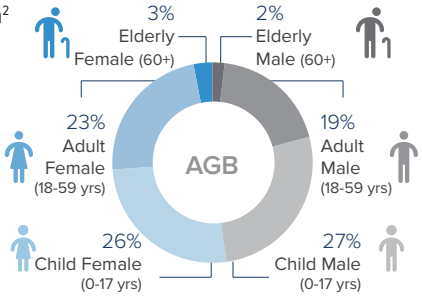

Reproductive- age Women/Girls[2]

27% Females in reproductive-age (13-49 yrs)

Household Distribution[2]

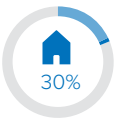

29% Women headed-household

1% Children headed-household

School-age Children[2]

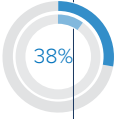

28% Primary school age children (6-13 yrs)

10% Secondary school age children (14-17 yrs)
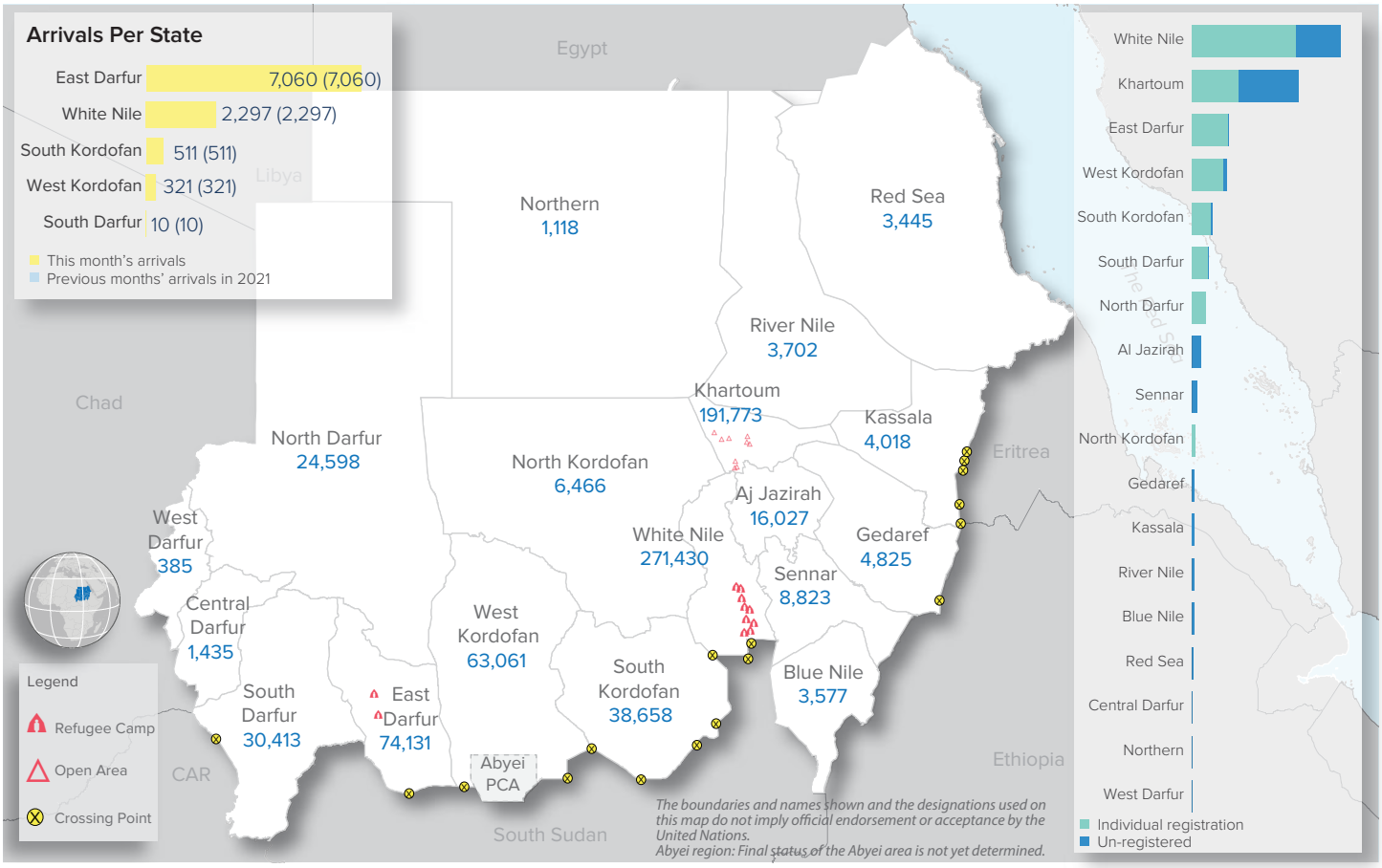
[2] *Population distribution statistics are based on registered individuals only*