

# Somalia

1 - 28 February 2021

In February, 70,000 new internal displacements were monitored by the UNHCR-led Protection and Returns Monitoring Network (PRMN). Drivers include conflict and insecurity (55,000), drought related (13,000) and Other (2,000).

**24,935**

## Refugees & Asylum-Seekers

At the end of February 2021, there were 24,935 refugees and asylum-seekers registered in Somalia, mainly from Ethiopia (13,022 asylum seekers and 4,136 refugees) and Yemen (6,745 refugees). The remaining 993 persons were from other countries including Syria (736), Tanzania (125) and Eritrea (89).

Region	Ethiopia	Yemen	Other
Woq. Galbeed	9,331	2,994	759
Bari	4,983	1,277	14
Nugaal	1,516	204	13
Mudug	969	22	14
Togdheer	187	86	32
Sanaag	131	15	4
Awdal	50	122	8
Banadir	6	1,976	149
Sool	5	12	
Middle Shabelle		1	
Lower Shabelle		55	
Other			
<b>TOTAL</b>	<b>17,178</b>	<b>6,764</b>	<b>993</b>

Gedo (32,000) and Lower Shabelle (10,000) regions received the highest number of displaced persons, while Galgaduud (8,000), Banadir (6,000) and Bay (6,000) regions also received relatively high numbers.

**92,150**

## Refugee Returnees (2014 - 2021)

Since December 2014, 92,150 Somali refugees have voluntarily returned to Somalia with UNHCR assistance from different countries of asylum including Kenya, Yemen, Djibouti, Libya, Sudan and Eritrea. In addition, some 39,736 Somalis were monitored as arriving from Yemen since March 2015.

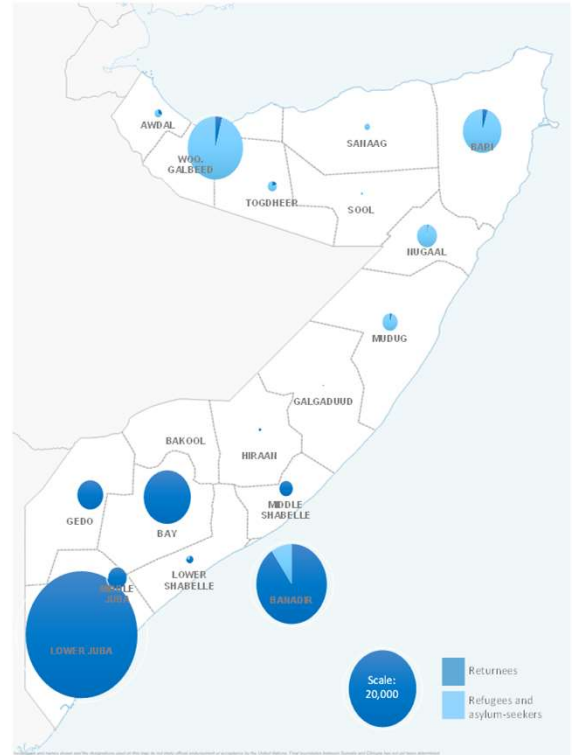
Region	Kenya	Yemen	Other
Lower Juba	54,475	16	126
Banadir	15,557	4,120	829
Bay	9,655	83	22
Gedo	2,922	2	43
Middle Juba	1,539		1
Middle Shabelle	798	41	25
Lower Shabelle	104	79	1
Hiraan	42	6	22
Woq. Galbeed	18	527	259
Galgaduud	15		3
Nugaal	13	29	16
Other	33	513	216
<b>TOTAL</b>	<b>85,171</b>	<b>5,416</b>	<b>1,563</b>

## Population of concern

*Internally displaced persons	2,648,000
Returnees	92,150
Asylum-seekers	13,269
Refugees	11,666

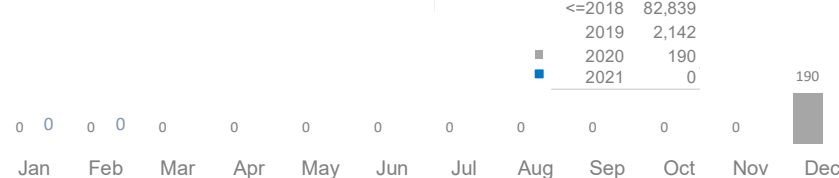
\*Estimated internally displaced persons as of 31 July 2018 (Source: Information Management Working Group)

## Returnees, refugee and asylum seekers map

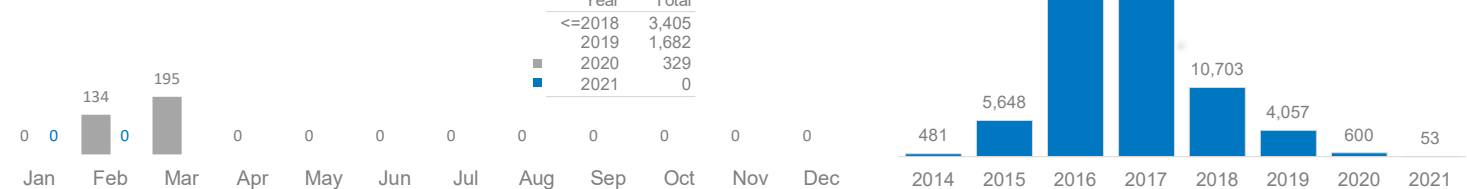


Number of returnees (with assistance from UNHCR) since 2014

## Somali returnees from Kenya by month



## Assisted spontaneous returnees from Yemen by month

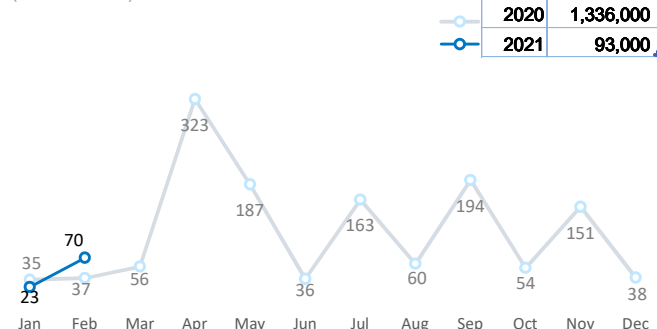


## Somalia Internal DISPLACEMENT

Displacements monitored by UNHCR Protection and Return Monitoring Network (PRMN)

### Monthly internal displacement (2020 - 2021)

(in thousands)



### 2021 displacement reasons

Conflict/Insecurity	65,000
Drought related	26,000
Other	2,000
Flood	
<b>Total</b>	<b>93,000</b>

### 2021 top arrival regions

Gedo	32,000
Lower Shabelle	11,000
Galgaduud	8,000
Bay	8,000
Banadir	8,000
Middle Shabelle	5,000
Middle Juba	4,000
Mudug	3,000
Other	14,000
<b>Total</b>	<b>93,000</b>

### February 2021 displacement reasons

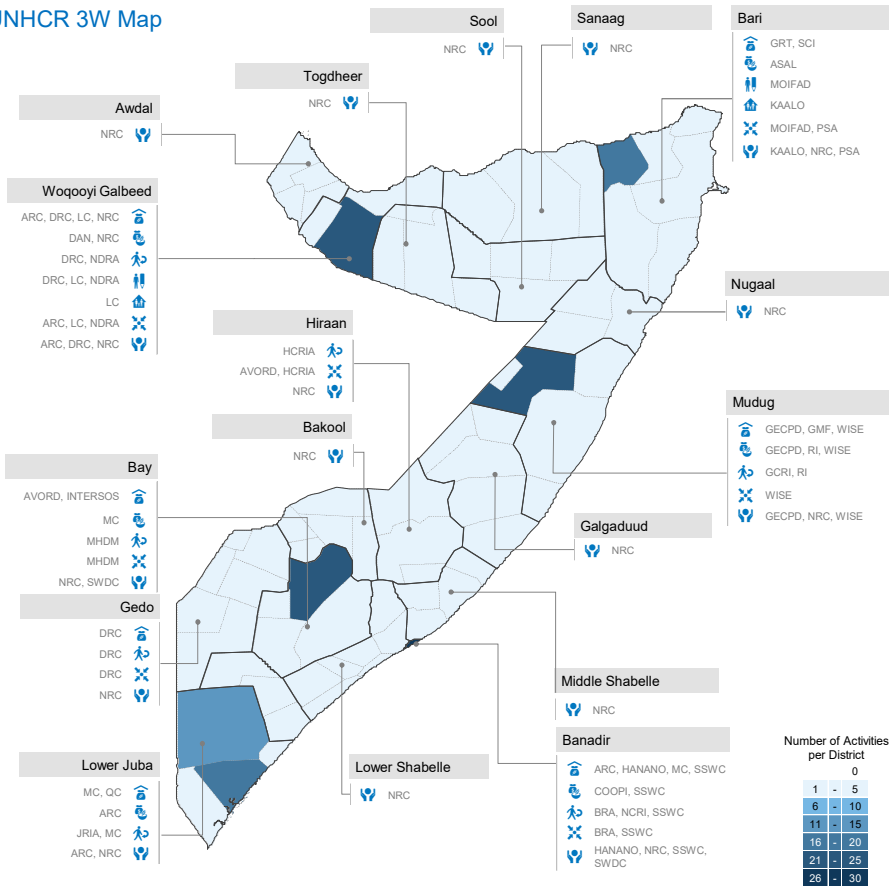
Conflict/Insecurity	55,000
Drought related	13,000
Other	1,000
Flood	
<b>Total</b>	<b>70,000</b>

### February 2021 top arrival regions

Gedo	26,000
Lower Shabelle	10,000
Galgaduud	8,000
Banadir	5,000
Bay	5,000
Middle Shabelle	4,000
Middle Juba	2,000
Mudug	2,000
Other	31,000
<b>Total</b>	<b>70,000</b>

# Somalia

UNHCR 3W Map



Activities info for 2020. Activities info for 2021 to be updated soon as the data is made available.

Number of activities by region and category

Region	Basic Needs and Essential Services	Leadership, Coordination and Partnerships	Favourable Protection Environment	Fair Protection Processes and Documentation	Durable Solutions	Security from Violence and Exploitation	Community Empowerment, Self Reliance and Self Management	Logistics and Operations Support	Total
Awdal									4
Bakool									5
Banadir	10	3	3					3	9
Bari	6	2	1	4	1				8
Bay	8	3	3					1	12
Galgaduud									5
Gedo	2							1	6
Hiraan				1					3
Middle Juba									3
Lower Juba	11	1	6						19
Mudug	5	3	4	1				1	11
Nugaal									3
Sanaag									4
Middle Shabelle									4
Lower Shabelle									7
Sool									4
Togdheer									4
Woqooyi Galbeed	6	3	5	2	3	1			6

Category	Sub-category
BASIC NEEDS AND ESSENTIAL SERVICES	Water, Transport, Cash Grants, Core Relief Items, Education, Health
LEADERSHIP, COORDINATION AND PARTNERSHIPS	Cluster Coordination - Protection, Shelter, CCCM
FAVOURABLE PROTECTION ENVIRONMENT	Facility Rehabilitation, Equipment, Peaceful Coexistence
FAIR PROTECTION PROCESSES AND DOCUMENTATION	Registration, Profiling, Civil Documentation
DURABLE SOLUTIONS	Return Assistance, Transit Center, Counseling
SECURITY FROM VIOLENCE AND EXPLOITATION	Legal Protection, SGBV Prevention & Response, Material Assistance, PRMN
COMMUNITY EMPOWERMENT, SELF RELIANCE AND SELF MANAGEMENT	Cash Grants, Employment, Business, Vocational Training
LOGISTICS AND OPERATIONS SUPPORT	PDM, Warehouse Management, Transport

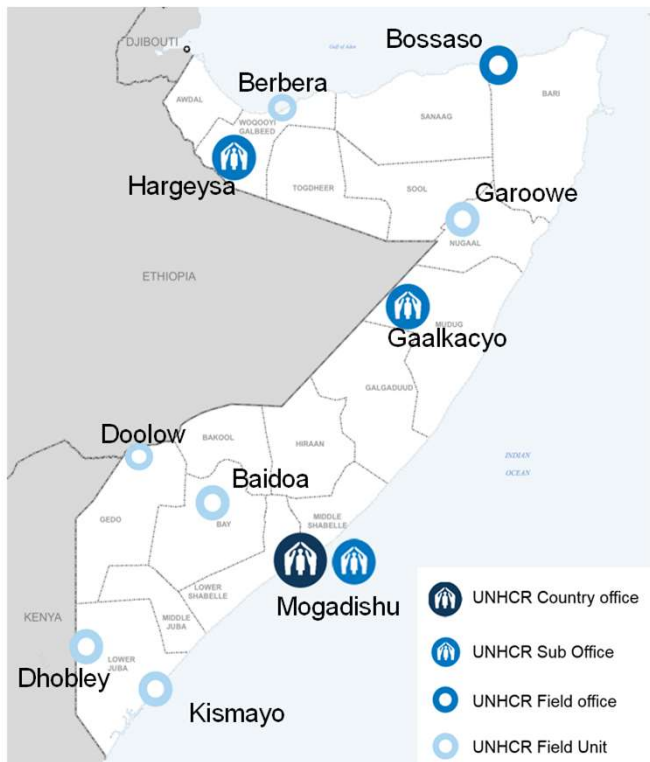
## UNHCR Presence

### Staff

116 National Staff  
47 International Staff  
26 Affiliate Workforce

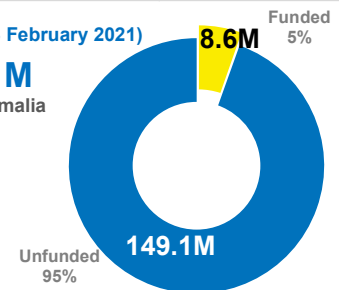
### Offices

1 Country Office in Mogadishu  
3 Sub-Offices in Gaalkacyo, Hargeysa and Mogadishu  
1 Field Office in Bossaso  
6 Field Units in Baidoa, Dhobley, Garoowe, Kismayo, Berbera and Doolow  
1 Support Office in Nairobi



## Funding (as of 23 February 2021)

**USD 157. M** requested for Somalia



## UNEARMARKED CONTRIBUTIONS | USD

Sweden 66.9 million | Netherlands 36.1 million | Denmark 34.6 million | Germany 22.1 million | Switzerland 16.4 million | Ireland 12.5 million | Belgium 11.9 million

Algeria | Armenia | Canada | Estonia | Finland | Iceland | Luxembourg | Malta | Monaco | Montenegro | New Zealand | Portugal | Republic of Korea | Saudi Arabia | Singapore | Thailand | Turkey | Uruguay | Private donors

## OTHER SOFTLY EARMARKED CONTRIBUTIONS | USD

Japan | Private donors

## Contact

**Johann Siffointe**, Representative, Somalia  
siffoint@unhcr.org, Cell: +252 616 141 315, Cell: +254 731 688 141

## Links

[Somalia: Global Focus](#) - [Somalia: Information sharing portal](#) - [UNHCR Somalia](#) - [@UNHCRSom](#) - [Facebook: UNHCR Somalia](#) - [Somalia internal displacement](#)

UNHCR is grateful for the generous contributions of donors who have directly contributed to the UNHCR Somalia operation in 2020

