Cash-Based Interventions Dashboard

Quarter 4

Uganda Refugee Response Plan (RRP) 2020-2021

January - December 2020

Overview

The response seeks to explore opportunities to transition from in-kind to cash-based assistance, to the extent possible. The injection of cash, through unconditional multi-purpose, and conditional cash-based interventions is seem to have multiplier effects on food security, social cohesion and reduction of aid dependency.

Key Achievements in 2020

1. Reference MEB reviewed
2. Market analysis taskforce operationalized
3. Market monitor produced regularly and shared widely
4. Increased efforts by partners to establish common mechanisms for cash transfers
5. Operational response to COVID through cash-based transfers

Key Challenges

1. High failure rate of refugee SIM validation, rendering the use of mobile money unreliable
2. Stringent KYC requirements for refugee traders to register for merchant payments

Key indicators

Achievements per quarter Q1 Q2 Q3 Q4 *annual target*

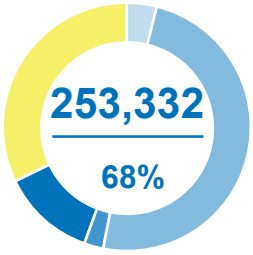

Households receiving any form of cash-based assistance*
Expressed as % of total

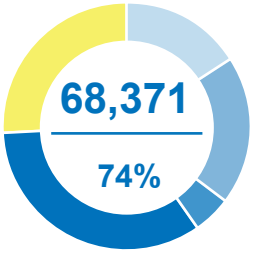

Households receiving multi-purpose cash-based assistance
Target: 92,000

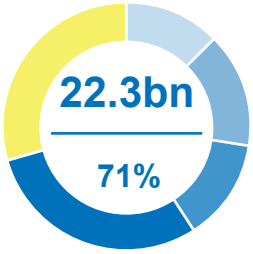

Amount of multipurpose cash and voucher assistance
Target: 31.5 billion UGX

Objective: Access to cash and voucher assistance for basic needs expanded

Indicator	*Actual*	*Target/Standard ('20) (revised)*	*Actual*
Households receiving any form of cash-based assistance*			
- Congolese and other refugees	175,932	173,953	>100%
- South Sudanese refugees	66,895	182,313	37%
- Burundian refugees	10,505	16,758	63%
Households receiving multi-purpose cash-based assistance			
- Congolese and other refugees	49,785	65,000	77%
- South Sudanese refugees	13,844	25,000	55%
- Burundian refugees	4,742	2,000	>100%
Amount of multi-purpose cash and voucher assistance			
- Congolese and other refugees	12.88 bn	21.4 bn	60%
- South Sudanese refugees	8.56 bn	8.7 bn	98%
- Burundian refugees	0.86 bn	1.4 bn	61%

Objective: Financial inclusion and access to financial services promoted

Indicator	*Actual*	*Target/Standard ('20) (revised)*	*Actual*
Individuals receiving financial literacy trainings			
- Congolese and other refugees	6,572	10,000	66%
- South Sudanese refugees	14,131	14,000	100%
- Burundian refugees	1,289	1,000	>100%

Achievements data: ActivityInfo

Sector contacts: Jamal Abu Musa abumusa@unhcr.org +256759739419

Author: UNHCR Representation in Uganda

Stephan Deutscher stephan.deutscher@wfp.org +256781049813

Feedback: ugakaimug@unhcr.org

Published: March 2021

For more info: www.ugandarefugees.org

Note: indicators marked with * add up mulitple forms of cash and voucher asistance and have the potential for overlap

Cross-sectoral analysis of all cash-based interventions (amounts in UGX)

Amount of cash transfers by sector (in billions)

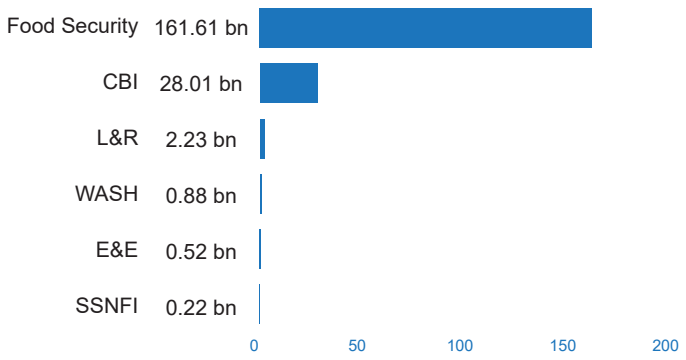

Amount of cash transfers by partner (in billions)

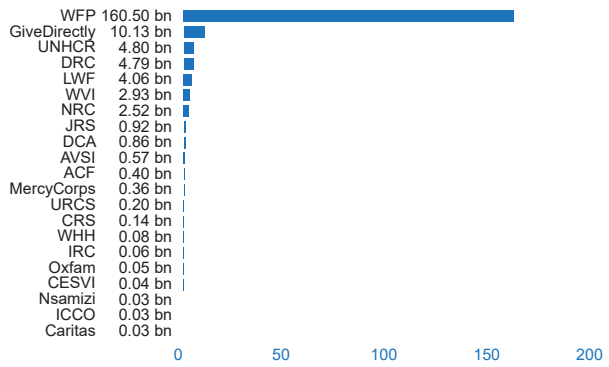

Note: for Livelihoods & Resilience the value of CBI interventions is only based on cash-for-work, as amounts for households who received productive assets through cash are not available. Host community interventions are included in all cases.

Amount of cash transfers by district (in billions)

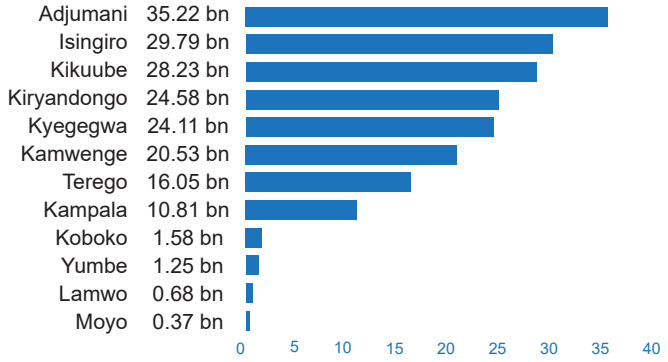

Cash transfers by beneficiary type

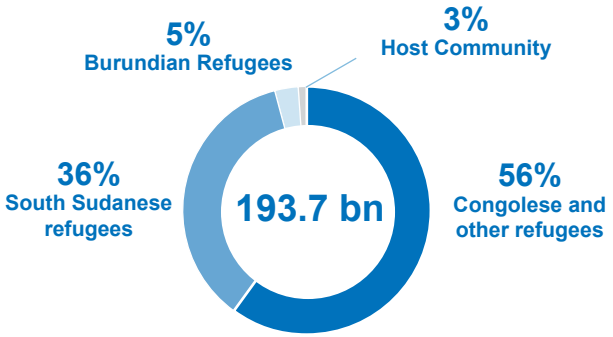

Operational presence

Koboko

WFP

Yumbe

UNHCR, DCA, World Vision International (WVI), ICCO, MC, WHH

Adjumani

Lutheran World Federation (LWF), World Vision International (WVI), WFP, DRC

Terego & Madi Okollo

DanChurchAid (DCA), Danish Refugee Council (DRC), WFP, World Vision International (WVI), UNHCR

Kikuube

Action Against Hunger (ACF), Lutheran World Federation (LWF), WFP

Kyegegwa

Danish Refugee Council (DRC), WFP

Kamwenge

Association of Volunteers in International Service (AVSI), WFP, UNHCR

Isingiro

Norwegian Refugee Council (NRC), WFP, DRC, URCS

Lamwo

Lutheran World Federation (LWF), UNHCR

Kiryandongo

GiveDirectly, WFP

Kampala

Norwegian Refugee Council (NRC), WFP, MercyCorps (MC), UNHCR

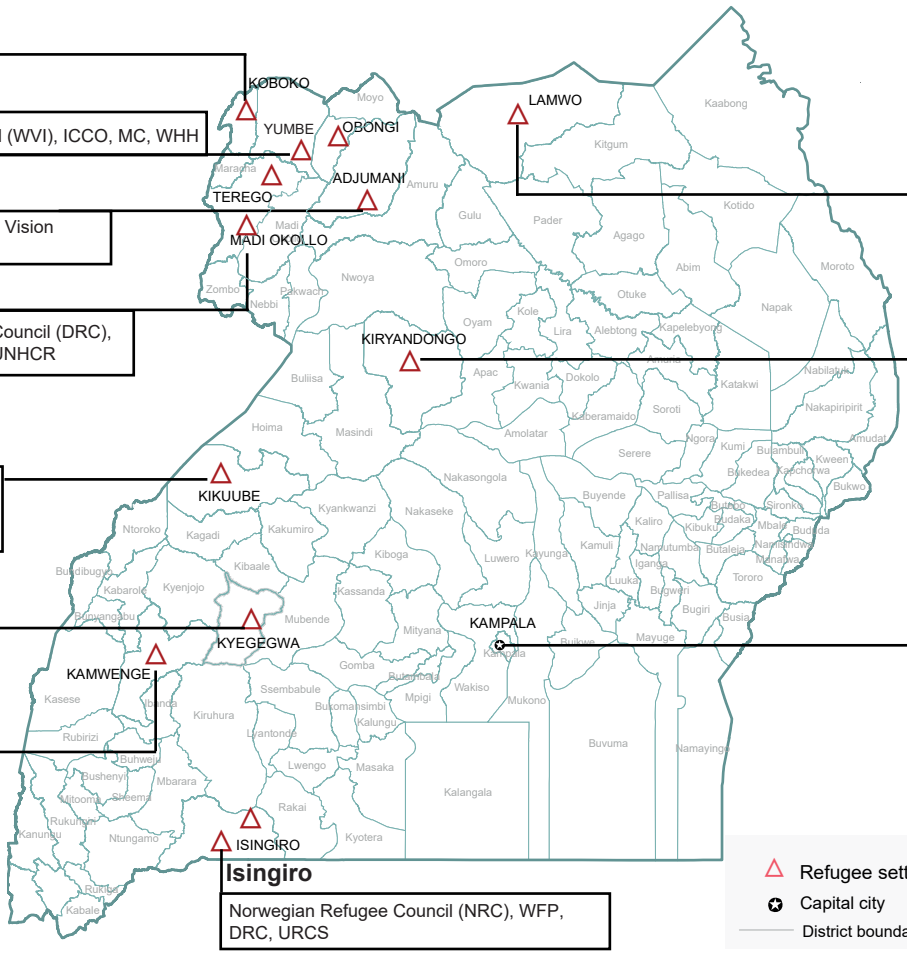

The boundaries and names shown and the designations on this map do not imply official endorsement or acceptance by the United Nations