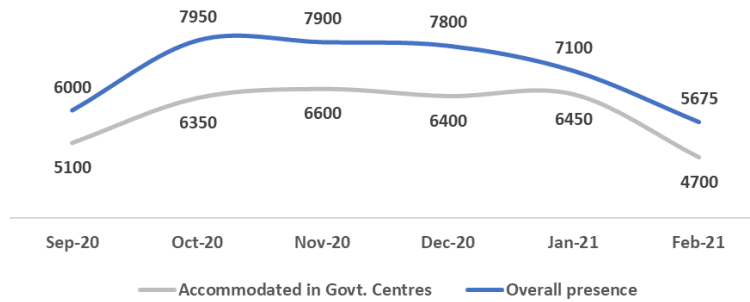


Serbia

JAN-FEB 2021

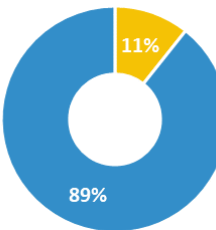
Asylum-seekers and migrants - presence and shelter



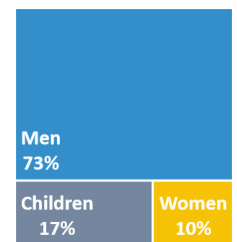
*To see Site Profiles, please click on the above map

Newly arrivals in government centers – Feb 2021:	2,273	↓
Newly arrivals in government centers – Jan 2021:	3,180	↓
Total interviewed cases – Feb 2021:	611	↓
Total interviewed cases – Jan 2021:	655	↓
Total of unaccompanied children among interviewed - Feb 2021:	48	↓
Total of unaccompanied children among interviewed - Jan 2021:	87	↓
Total occupancy of government centers – end Feb 2021:	4,686	↓
Total occupancy of government centers - end Jan 2021:	6,432	↓
Total presence of refugees/migrants – end Feb 2021:	5,675	↓
Total presence of refugees/migrants – end Jan 2021:	7,106	↓

UASC
among interviewed
Jan-Feb 2021



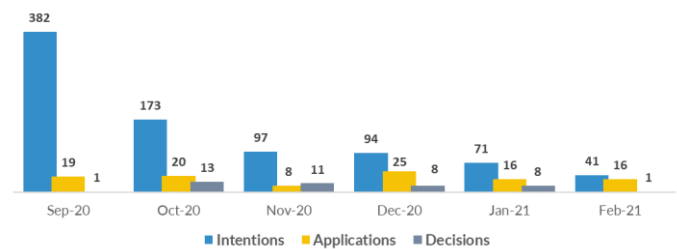
Interviewed
by Gender
Jan-Feb 2021



Asylum processing

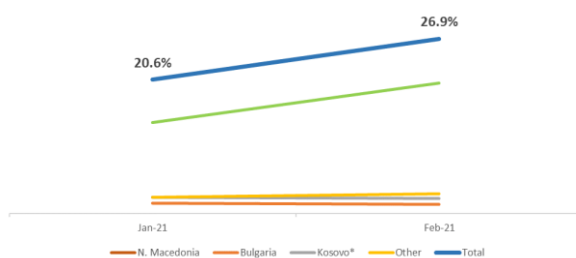
Intentions to seek asylum – Feb 2021:	41	↓
Intentions to seek asylum – Jan 2021:	71	↓
Applications for asylum submitted – Feb 2021:	16	
Applications for asylum submitted - Jan 2021:	16	
Substantive decisions - Feb 2021:	1	↓
Substantive decisions - Jan 2021:	8	↓
Positive decisions - Feb 2021:	0	
Positive decisions - Jan 2021:	0	

Asylum intentions/applications/decisions

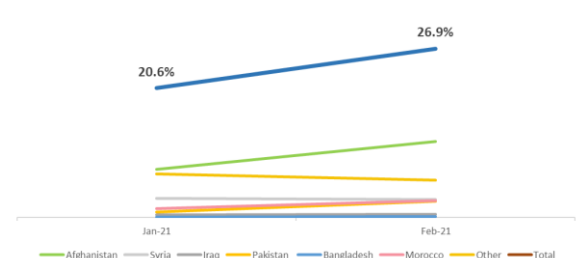


Observed new arrivals - demographics and country of transit

Percentage of interviewed by country of transit



Percentage of interviewed by country of origin

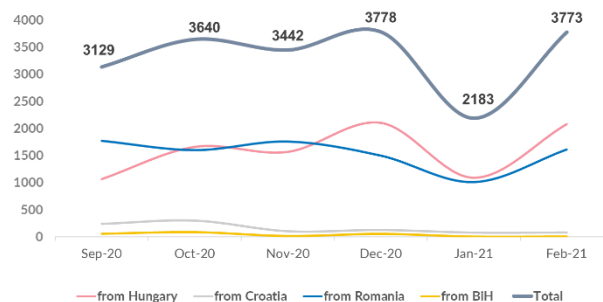


* This designation is without prejudice to positions on status, and is in line with UNSCR 1244/1999

Reported pushbacks into Serbia

Collective expulsions from Hungary - Feb 2021:	2,076	↑
Collective expulsions from Hungary - Jan 2021:	1,092	↑
Collective expulsion from Croatia - Feb 2021:	82	↑
Collective expulsions from Croatia - Jan 2021:	78	↑
Collective expulsions from Romania - Feb 2021:	1,611	↑
Collective expulsions from Romania - Jan 2021:	1,011	↑
Collective expulsions from BiH - Feb 2021:	4	↑
Collective expulsions from BiH - Jan 2021:	2	↑

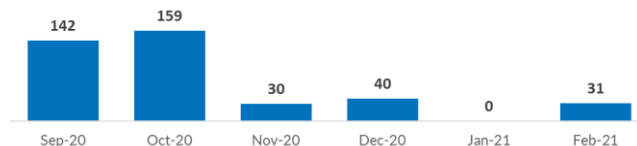
Reported collective expulsions into Serbia



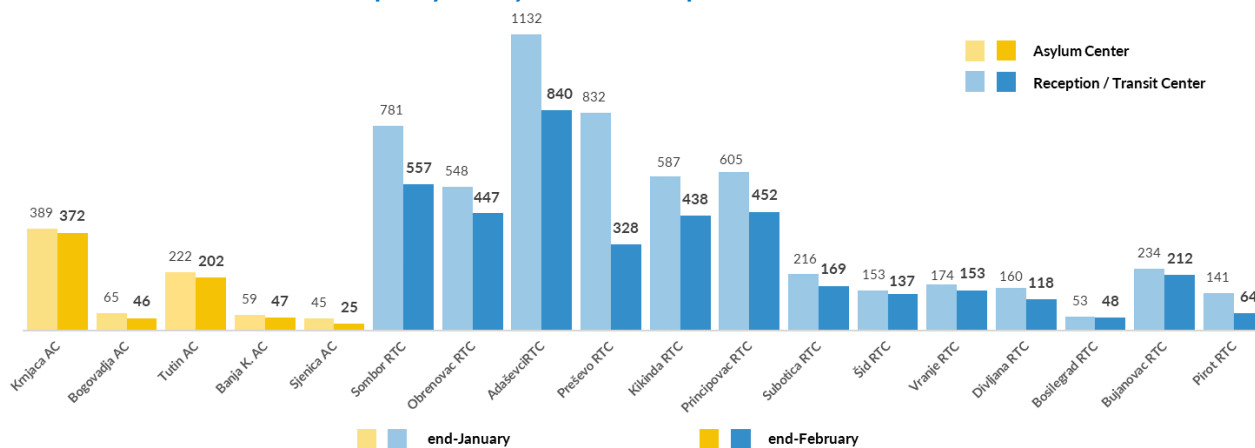
Reported pushbacks from Serbia to North Macedonia

Pushbacks from Serbia to North Macedonia

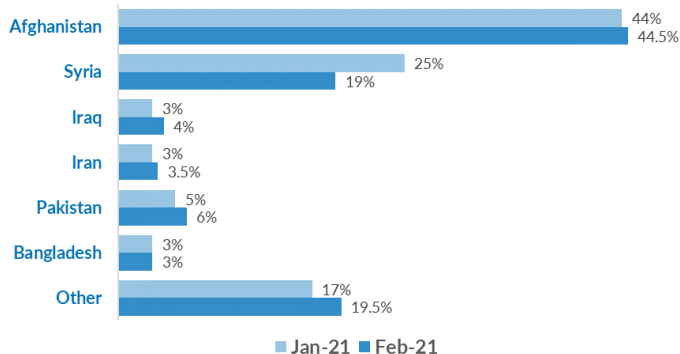
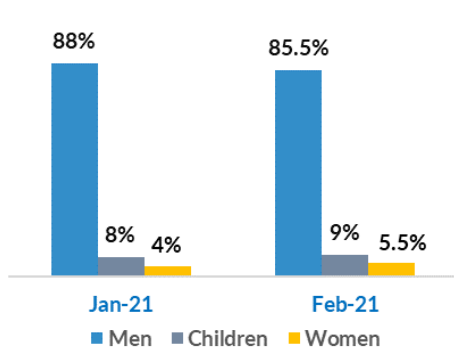
Pushbacks to N. Macedonia - Feb 2021: 31 ↑
 Pushbacks to N. Macedonia - Jan 2021: 0



Occupancy of Asylum and Reception/Transit Centers



Profile of asylum-seekers/migrants



Asylum statistics are provided by the Ministry of Interior and government centres statistics by SCRM. Other information is based on findings of UNHCR staff and partners. If you use this content, please refer to UNHCR as source.