

## Key figures since 2018

**160**  
New Applications in 2021

**4633**  
New Applications in 2020

**12K**  
New Applications in 2019

**10K**  
New Applications in 2018

**4**  
Recognized Refugees in 2021

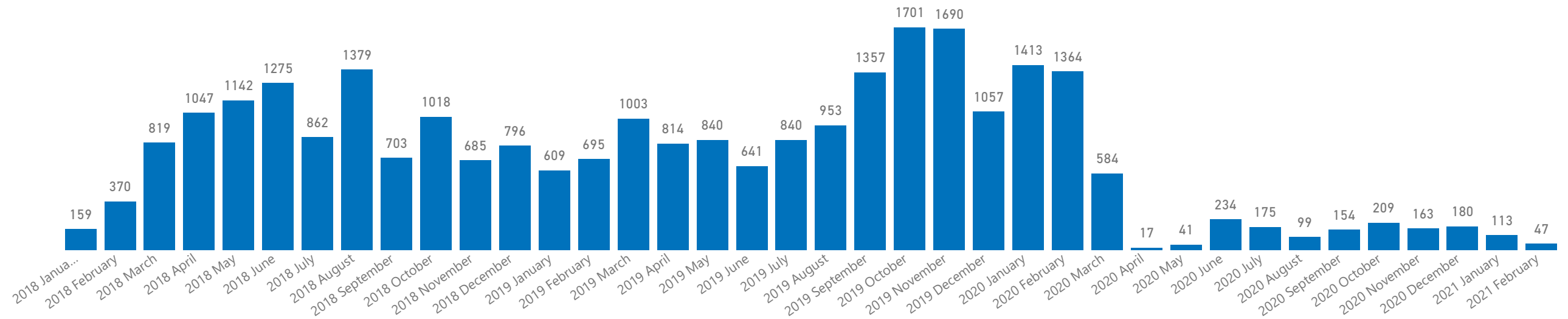
**40**  
Recognized Refugees in 2020

**51**  
Recognized Refugees in 2019

**85**  
Recognized Refugees in 2018

## Monthly applications since 2018

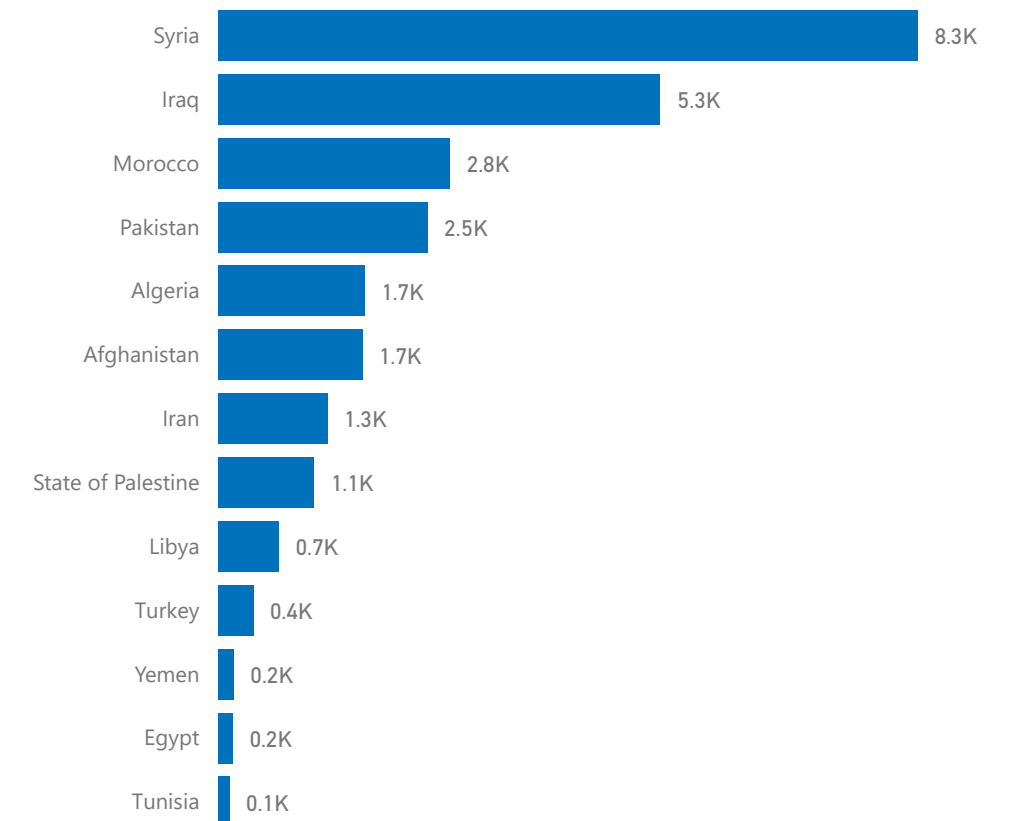
Applications by Year and Month



## Summary of Key Trends

- In February 2021, 1,248 persons in mixed movements arrived in the region, which is 15% lower than in January (1,467). Moreover, compared to February 2020, the number of arrivals in 2021 is 77% lower. but the first two months of 2021 are showing a very different pattern compared to the past 3 years.
- 47 persons filed asylum applications in January compared to 113 in January 2020. Only 9 % of the 1,594 expressed intentions to seek asylum were formalized into actual asylum claims.
- In January, 5 new positives first-instance decisions were taken (4 refugee status and 1 complementary form of protection). In 2021 so far, 24 applications were rejected. In addition, 209 asylum applications were closed after the applicants absconded the asylum procedure.
- In February the authorities in the Western Balkans region conducted 28 interviews out of which more than half were conducted in Serbia (25%) and Montenegro (42.8%) alone. The number of interviews conducted during February 2021 is lower in comparison with February 2020 (20%).
- At the end of February 2021, 702 decisions were still pending (10.8% more than in December 2020 (787)).
- In 2021, 16.4% (21) of all applications have been submitted by women and 17% (22) by children, including 7 unaccompanied and separated children (UASC) (31.8% of the children in total).

## Applications since 2018 by country of origin



Kosovo\*: Designations of Kosovo\* are without prejudice to positions on status, and are in line with the United Nations Security Council Resolution 1244 (1999). Data source: SEE Regional Asylum Statistics and UNHCR data available at <https://popstats.unhcr.org>. For further information or any questions concerning this factsheet please contact: Gabriel MATHIEU, [mathieu@unhcr.org](mailto:mathieu@unhcr.org). In most cases, data for this factsheet is provided by country level governmental institutions. Retroactive changes in data may occur.



**2021**  
Key figures

**160**  
New Applications of which:

**7**  
Unaccompanied or separated children\*

**4**  
Recognized Refugees

**1**  
Subsidiary Protection

**24**  
Rejected

**209**  
Closed cases

\*disaggregated figures by age/gender are not always available

**New Applications Regional Trends**

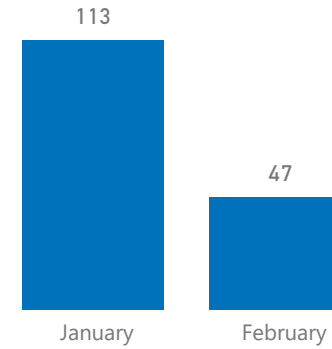
Total New Asylum Applications by Country of Asylum



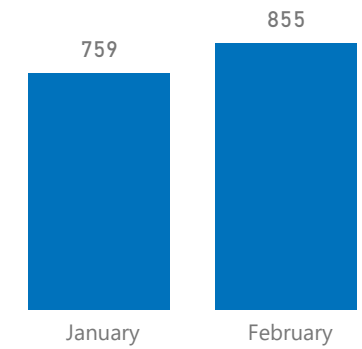
Total Asylum Intentions by Country of Asylum




Total New Asylum Applications by Month



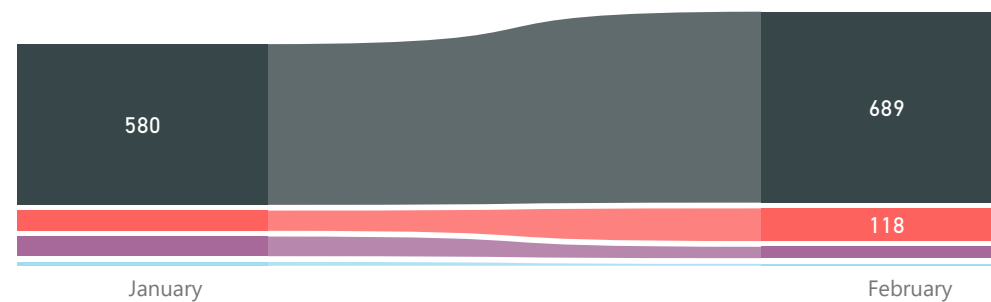
Total New Asylum Intentions by Month



New Asylum Applications by Month and Country of Asylum



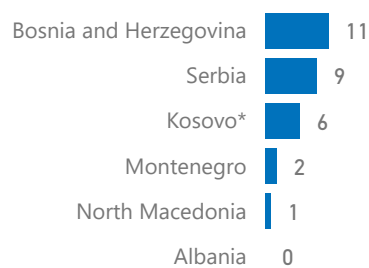
New Asylum Intentions by Month and Country of Asylum



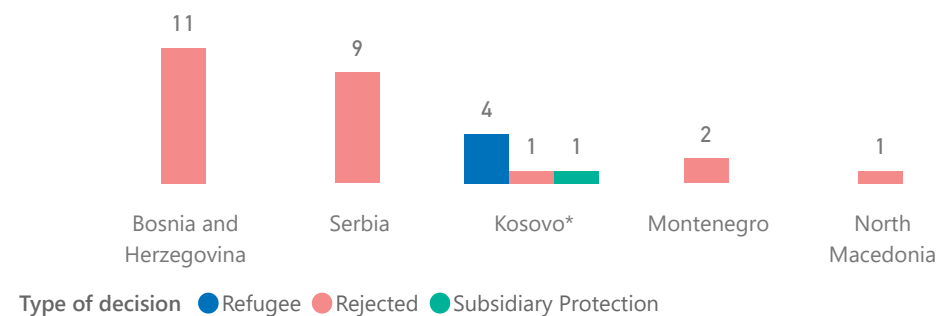
- Albania
- Bosnia and Herzegovina
- Kosovo\*
- Montenegro
- North Macedonia
- Serbia

**First Instance Decisions Trends**

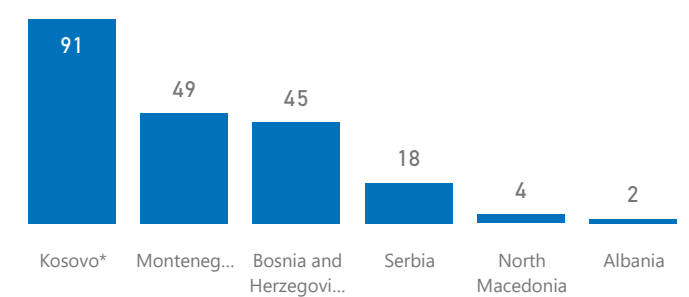
Total Decisions by Country of Asylum



First instance Decisions by Type and Country



Total Otherwise Closed Applications by Country



Kosovo\*: Designations of Kosovo\* are without prejudice to positions on status, and are in line with the United Nations Security Council Resolution 1244 (1999).

Data source: SEE Regional Asylum Statistics and UNHCR data available at <https://popstats.unhcr.org>. For further information or any questions concerning this factsheet please contact: Gabriel Mathieu, mathieu@unhcr.org

In most cases, data for this factsheet is provided by country level governmental institutions. Retroactive changes in data may occur.



February  
2021  
Key figures\*

**113**  
New Applications



**14**  
Women



**13**  
Children including:

**2**

Unaccompanied or separated child(ren)

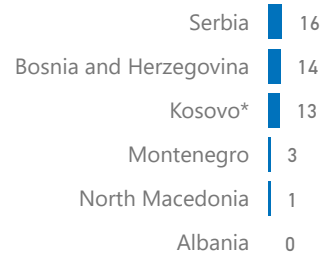
**787**

Pending opened asylum applications

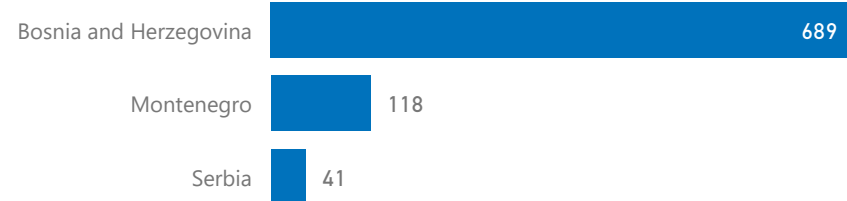
\*disaggregated figures by age/gender are not always available

Monthly New Applications

Monthly New Asylum Applications by Country of Asylum

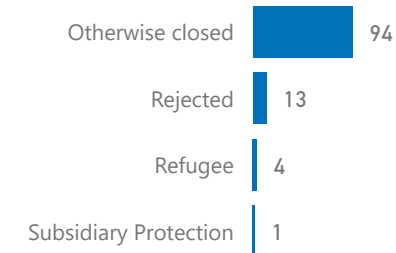


Monthly New Intentions to Seek Asylum by Reporting Country



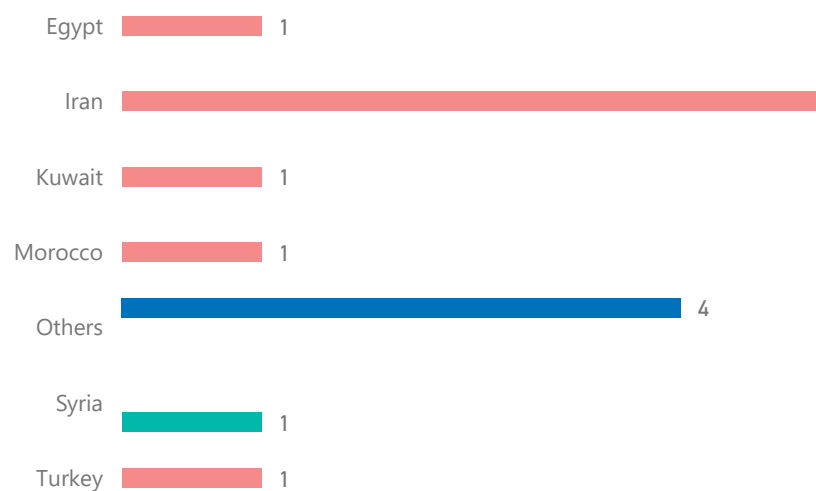
Monthly First Instance Decisions

Monthly Decisions by Type of Decision

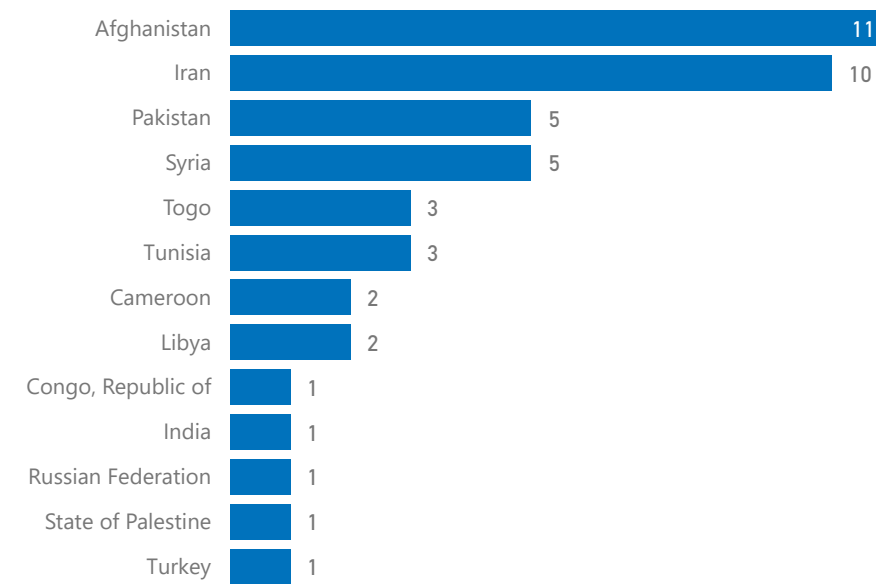


Monthly Type of Decisions by Nationality

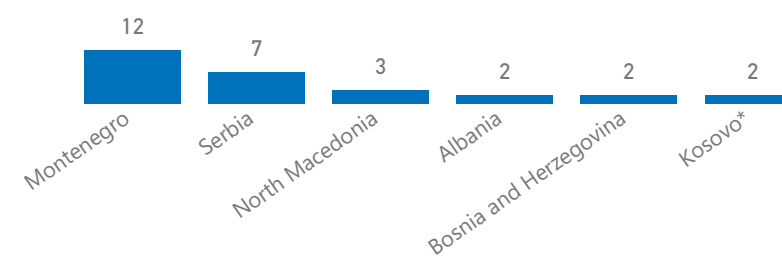
Type of decision ● Refugee ● Rejected ● Subsidiary Protection



Monthly New Asylum Applications by Country of Origin (Top 10)

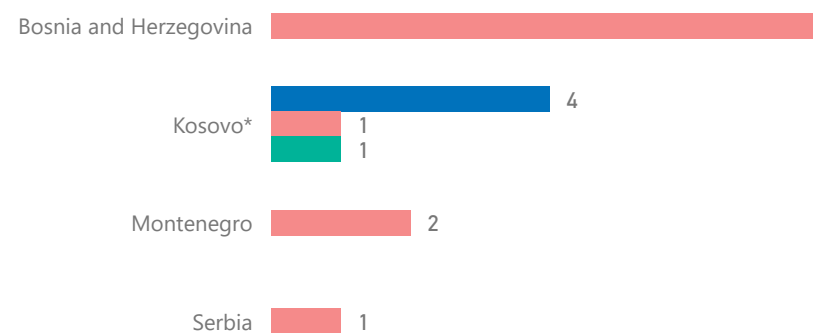


Monthly Interviews by Country of Asylum

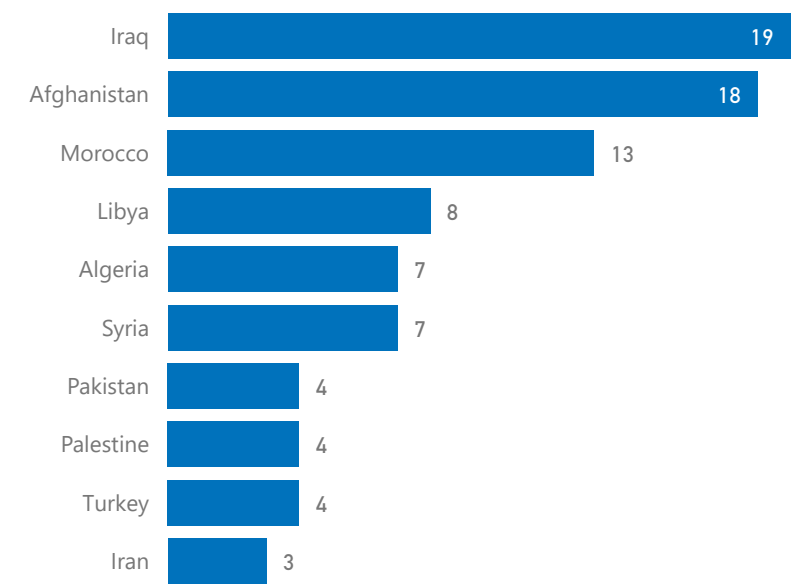


Monthly Decisions by Country of Asylum and Type of Decision

Type of decision ● Refugee ● Rejected ● Subsidiary Protection



Monthly Otherwise Closed Applications by Nationality (Top 10)

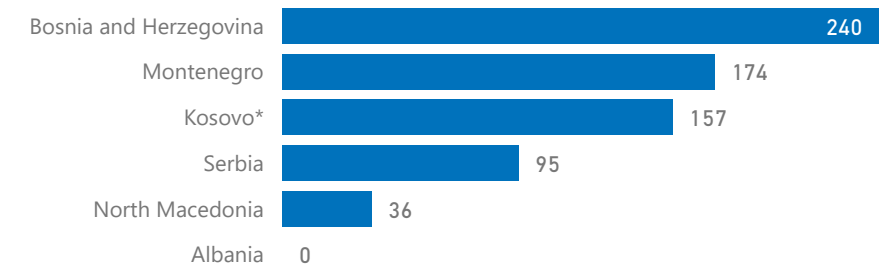


Average Length of Procedure (days) by Country

between application and decision

Bosnia and Herzegovina	409
Montenegro	640

Total Pending Asylum Applications by Country of Asylum



Albania has not provided any pending cases information for August

Kosovo\*: Designations of Kosovo\* are without prejudice to positions on status, and are in line with the United Nations Security Council Resolution 1244 (1999).

Data source: SEE Regional Asylum Statistics and UNHCR data available at <https://popstats.unhcr.org>. For further information or any questions concerning this factsheet please contact: Gabriel MATHIEU, mathieu@unhcr.org

In most cases, data for this factsheet is provided by country level governmental institutions. Retroactive changes in data may occur.