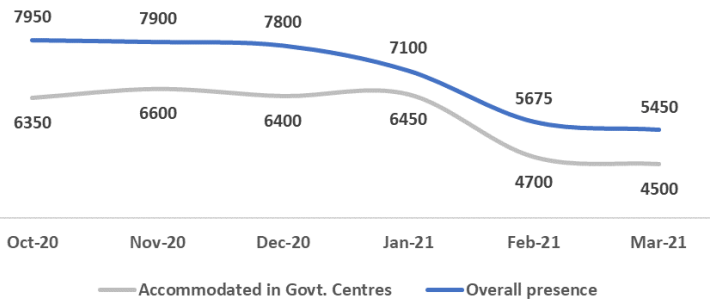


# Serbia

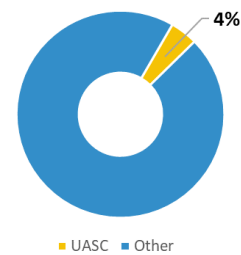
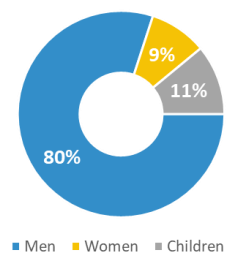
**MARCH 2021**

## Asylum-seekers and migrants - presence and shelter



\*To see Site Profiles, please click on the map

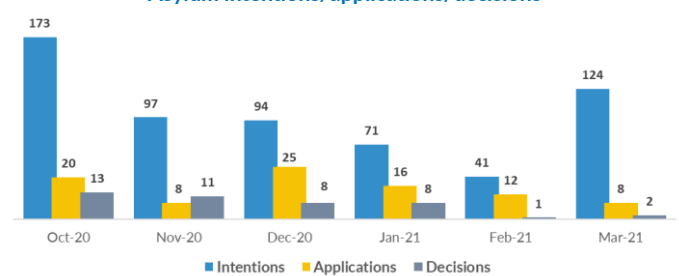
|   |                |
|---|----------------|
| <b>Newly arrivals in government centers – March:</b>              | <b>3,831</b> ↑ |
| Newly arrivals in government centers – February:                  | 2,273          |
| <b>Total interviewed cases – March:</b>                           | <b>1,072</b> ↑ |
| Total interviewed cases – February:                               | 611            |
| <b>Total of unaccompanied children among interviewed - March:</b> | <b>46</b> ↓    |
| Total of unaccompanied children among interviewed - February:     | 48             |
| <b>Total occupancy of government centers – end March:</b>         | <b>4,496</b> ↓ |
| Total occupancy of government centers - end February:             | 4,686          |
| <b>Total presence of refugees/migrants – end March:</b>           | <b>5,463</b> ↓ |
| Total presence of refugees/migrants – end February:               | 5,675          |

**UASC among interviewed March 2021**

**Interviewed by Gender March 2021**


## Asylum processing

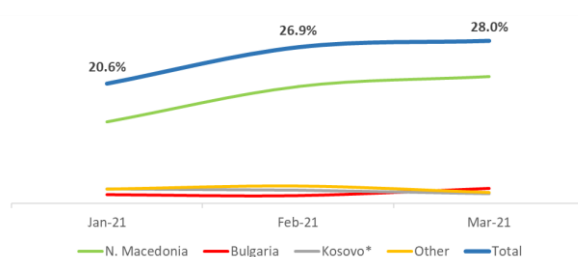
|   |              |
|---|--------------|
| <b>Intentions to seek asylum – March:</b>         | <b>124</b> ↑ |
| Intentions to seek asylum – February:             | 41           |
| <b>Applications for asylum submitted – March:</b> | <b>8</b> ↓   |
| Applications for asylum submitted - February:     | 12           |
| <b>Substantive decisions - March:</b>             | <b>2</b> ↑   |
| Substantive decisions - February:                 | 1            |
| <b>Positive decisions - March:</b>                | <b>0</b>     |
| Positive decisions - February:                    | 0            |

### Asylum intentions/applications/decisions

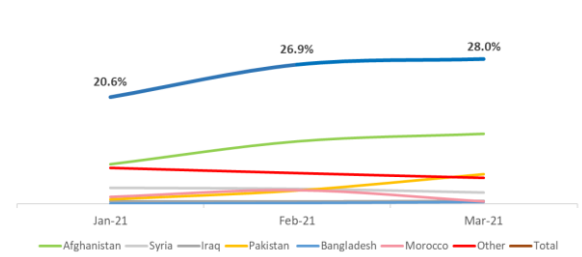


## Observed new arrivals - demographics and country of transit

### Percentage of interviewed by country of transit

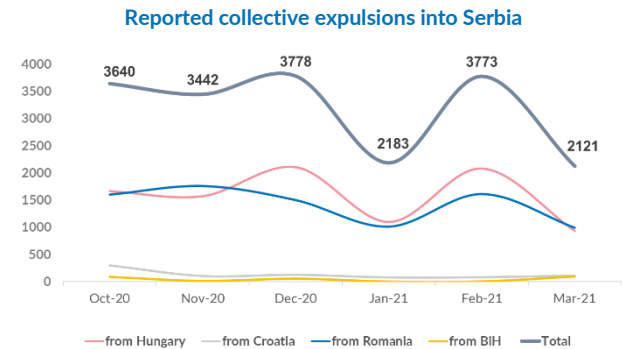


### Percentage of interviewed by country of origin



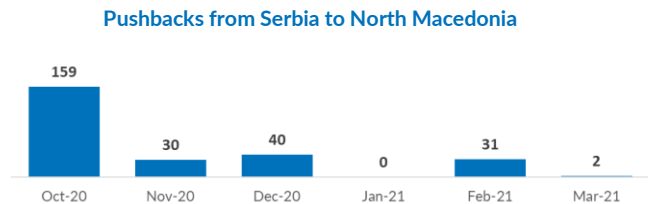
## Reported pushbacks into Serbia

|  |       |   |
|--|-------|---|
| Collective expulsions from Hungary - March:    | 929   | ↓ |
| Collective expulsions from Hungary - February: | 2,076 | ↓ |
| Collective expulsion from Croatia - March:     | 111   | ↑ |
| Collective expulsions from Croatia - February: | 82    | ↑ |
| Collective expulsions from Romania - March:    | 991   | ↓ |
| Collective expulsions from Romania - February: | 1,611 | ↓ |
| Collective expulsions from BiH - March:        | 90    | ↑ |
| Collective expulsions from BiH - February:     | 4     | ↑ |

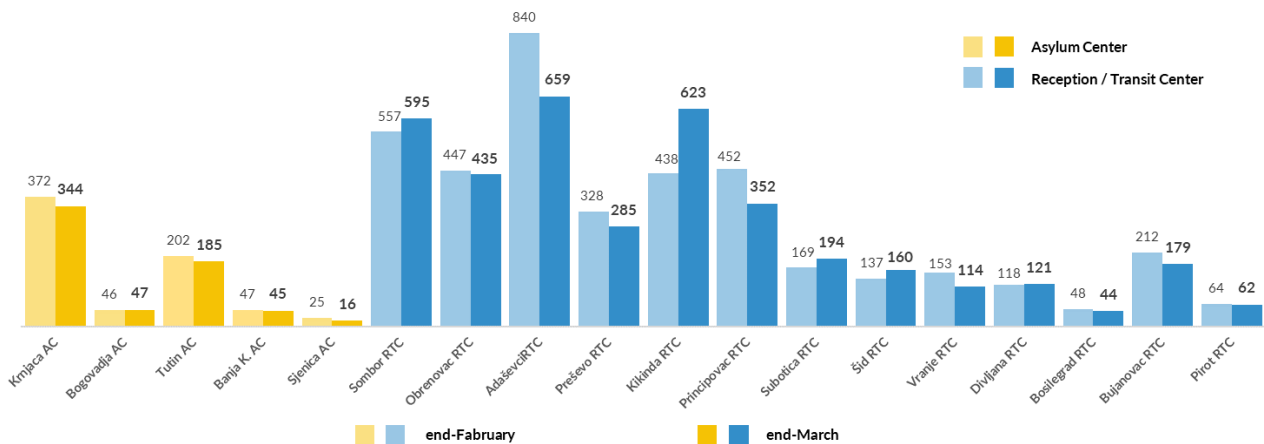


## Reported pushbacks from Serbia to North Macedonia

|                                       |    |   |
|---------------------------------------|----|---|
| Pushbacks to N. Macedonia - March:    | 2  | ↓ |
| Pushbacks to N. Macedonia - February: | 31 | ↓ |



## Occupancy of Asylum and Reception/Transit Centers



## Profile of asylum-seekers/migrants

