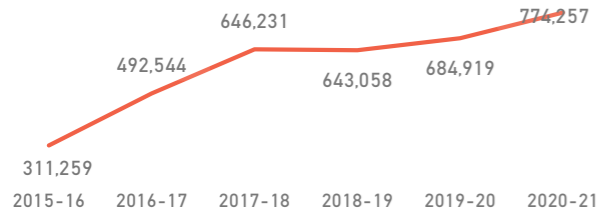


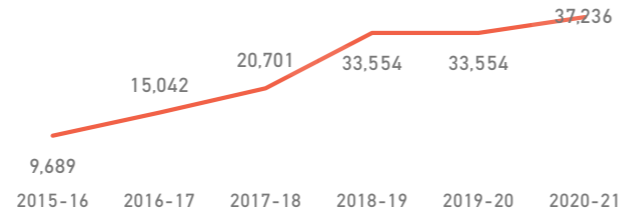


STATISTICS OF EDUCATION OPPURTUNITIES PROVIDED TO SYRIAN STUDENTS UNDER TEMPORARY PROTECTION

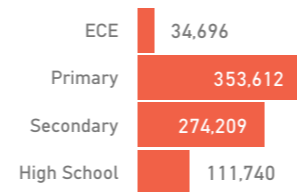
Enrolment in Formal Education



Enrolment in Higher Education



Breakdown by Level



OBJECTIVE 1: INCREASE ACCESS TO FORMAL, NON-FORMAL, INFORMAL, AND HIGHER EDUCATION PROGRAMMES

41,770

of children enrolled in all forms... early childhood education

56% 44%

774,257

of children enrolled in formal education

97%

4,856

of children provided with accredited non-formal education

88%

3,226

of children enrolled in informal non-accredited education

90%

1,416

of students receiving higher education scholarships

62% 38%

1333

of individuals received life-skills and citizenship education

98%

OBJECTIVE 1: VULNERABLE REFUGEE CHILDREN HAVE ACCESS TO SOCIAL PROTECTION

686,778

of children benefiting from conditional cash transfer for education

100%

1,730

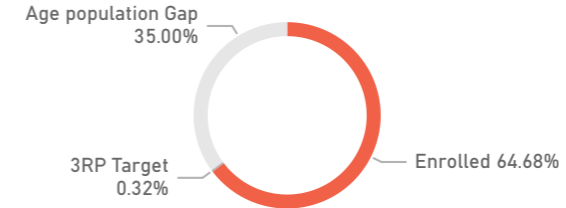
of refugee children provided with transportation to school

29%

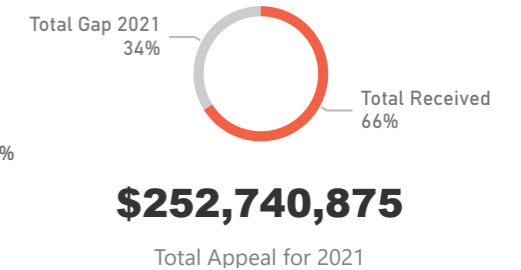
71%

SECTOR STATISTICS

Gross Enrolment Rate for Formal Education



Education 3RP Q1 Funding Figures



OBJECTIVE 2: ENHANCE THE QUALITY OF EDUCATION OPPORTUNITIES

12,009

of teachers and education personnel provided with incentives

98%

10

of teachers and education personnel trained including on remote learning

100%

SUPPORTING ACTIVITIES TO ENHANCE ACCESS TO EDUCATION AND IMPROVE EDUCATIONAL QUALITY

22,335

of children receiving support (including case-based support) for enrolment

1,300

of children provided with ICT support at Educational Support Centres

602

of students in tertiary education provided with access to ICT support

Legend

● % of 3RP Progress ● % of Gap against 3RP Targets

Sources: MoNE, YOK, ActivityInfo, Education Sector