

SPAIN Weekly snapshot - Week 18 (3 - 9 May 2021)

The charts below are based on figures from the Ministry of Interior and UNHCR estimates. All figures are provisional and subject to change

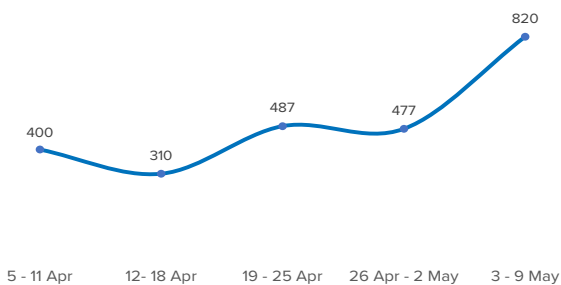
Refugees & migrants: sea and land arrivals in week 18¹



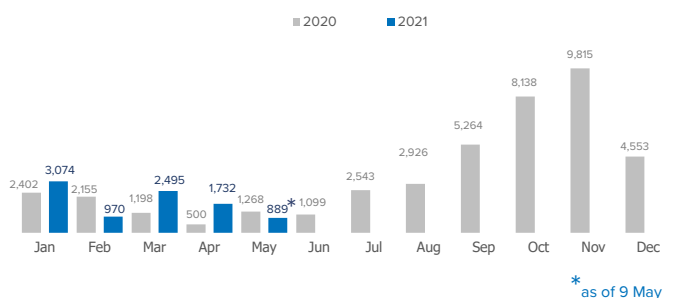
The boundaries and names shown and the designations used on this map do not imply official endorsement or acceptance by the United Nations

| Total Sea and Land | | Sea | | Land (Ceuta & Melilla) | |
|---|-------------|---|-------------|---|-------------|
| 9,160 | +38% | 8,904 | +65% | 256 | -79% |
| Arrivals as of 9 May 2021 ² | Dif. 2020 | Arrivals as of 9 May 2021 ² | Dif. 2020 | Arrivals as of 9 May 2021 ² | Dif. 2020 |
| 820 | | 815 | | 5 | |
| Arrivals Week 18 ¹ | | Arrivals Week 18 ¹ | | Arrivals Week 18 ¹ | |
| Dif. last week: +72% | | Dif. last week: +73% | | Dif. last week: 0% | |
| Dif. 2020: +186% | | Dif. 2020: +190% | | Dif. 2020: -4% | |
| 117 | | 116 | | 1 | |
| Avg. daily arrivals Week 18 | | Avg. daily arrivals Week 18 ¹ | | Avg. daily arrivals Week 18 ¹ | |
| Dif. 2020: +186% | | Dif. 2020: +190% | | Dif. 2020: +35% | |
| 691 | | 684 | | 8 | |
| Avg. weekly arrivals in May so far ² | | Avg. weekly arrivals in May so far ² | | Avg. weekly arrivals in May so far ² | |
| Dif. 2020: +141% | | Dif. 2020: +143% | | Dif. 2020: +50% | |

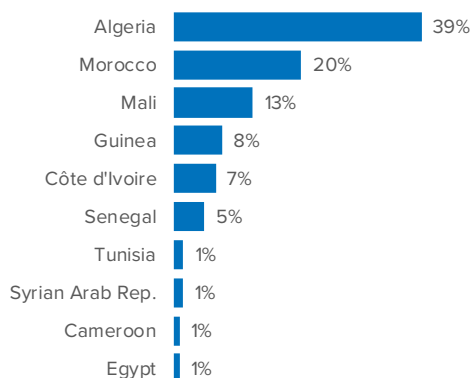
Sea and land arrivals during the last five weeks¹



Arrivals per month²



Most common nationalities, Jan - Sep 2020²



Demographic breakdown, Jan - Sep 2020²

