Registered Persons of Concern Refugees and Asylum Seekers in Jordan - SYR

UNHCR The UN Refugee Agency

Updated date: 5/16/2021

Active Registered Persons Of Concern **666,234**

537,803	80.7%	
128431	19.3%	
27,745	4.2%	
314,111	47.1%	
324,378	48.7%	

Age and Gender

Gender	0-4	5-11	12-17	18-35	36-59	60+
Male	45,073	71,041	50,352	97,712	57,151	11,506
Female	42,867	67,222	47,823	96,376	62,872	16,239
Total	**87,940**	**138,263**	**98,175**	**194,088**	**120,023**	**27,745**
	13.2%	20.8%	14.7%	29.1%	18.0%	4.2%

Biometric Statistics

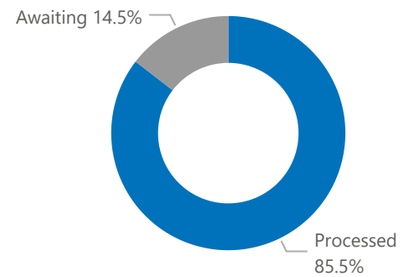

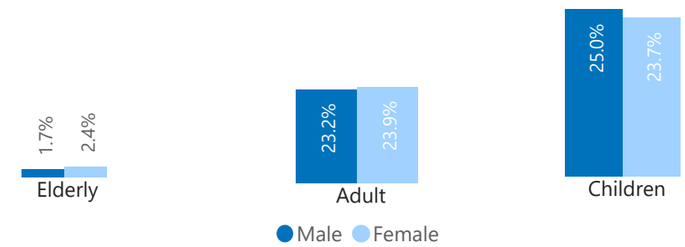

Origin Country

SYR	666,234	100.0%

Specific Needs

Serious medical condition	67,048	8.9%
Specific legal and physical protection needs	33,857	4.5%
Child at risk	27,905	3.7%
Disability	26,718	3.5%
Single parent	16,296	2.2%
Woman at risk	11,852	1.6%
Older person at risk	6,168	0.8%
Unaccompanied or separated child	2,347	0.3%

** An individual can have mre than one specific need*

Individuals with Specific Needs	138,882	18.4%

Year of Arrival

Pre 2011	10,300	1.9%
2011	21,137	4.0%
2012	148,247	28.0%
2013	246,081	46.4%
2014	58,859	11.1%
2015	13,836	2.6%
2016	24,254	4.6%
2017	2,871	0.5%
2018	2,294	0.4%
2019	1,576	0.3%
2020	413	0.1%
2021	5	0.0%

babies who are represented under the registration trend.

Registration Trend

Pre - 2011	1,425	0.1%
2011	2,361	0.2%
2012	130,834	9.6%
2013	666,878	49.1%
2014	121,263	8.9%
2015	41,021	3.0%
2016	53,614	4.0%
2017	28,681	2.1%
2018	27,530	2.0%
2019	22,288	1.6%
2020	13,282	1.0%
2021	6,003	0.4%

Registration Trend Quarterly

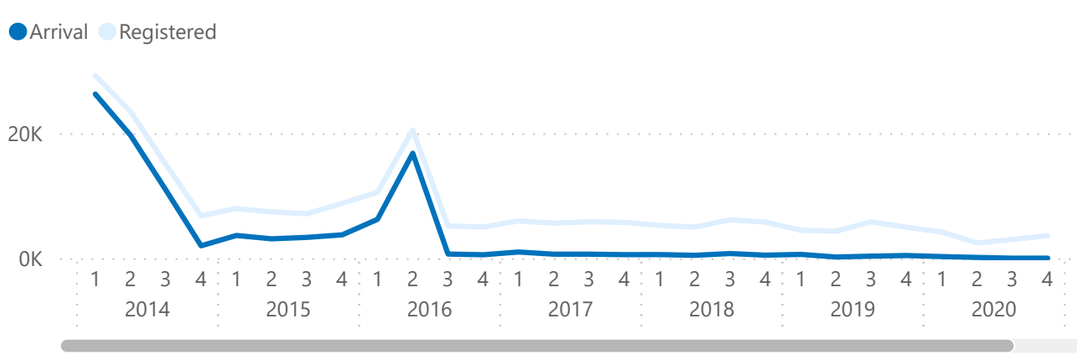

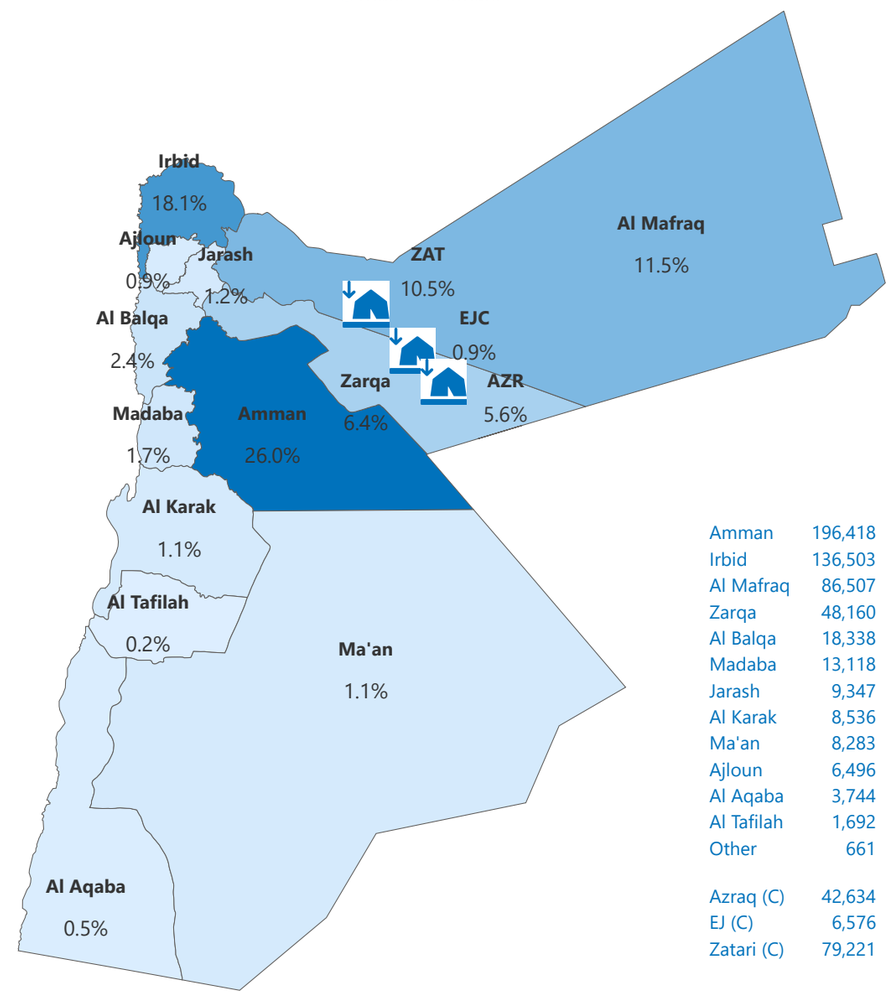

Amman	196,418
Irbid	136,503
Al Mafraq	86,507
Zarqa	48,160
Al Balqa	18,338
Madaba	13,118
Jarash	9,347
Al Karak	8,536
Ma'an	8,283
Ajloun	6,496
Al Aqaba	3,744
Al Tafilah	1,692
Other	661
Azraq (C)	42,634
EJ (C)	6,576
Zatari (C)	79,221

Prepared by Data Analysis Group | Jordan