

**1,529,253**

Total number of refugees and asylum seekers

48%

Males

52%

Females

**520,650**

Total number of refugees

48%

Males

52%

Females

**8,603**

Total number of asylum seekers

49%

Males

51%

Females

**14,215**

Refugee population increase for the month

44%

Males

56%

Females

**364,431**

Total individuals enrolled on BIMS

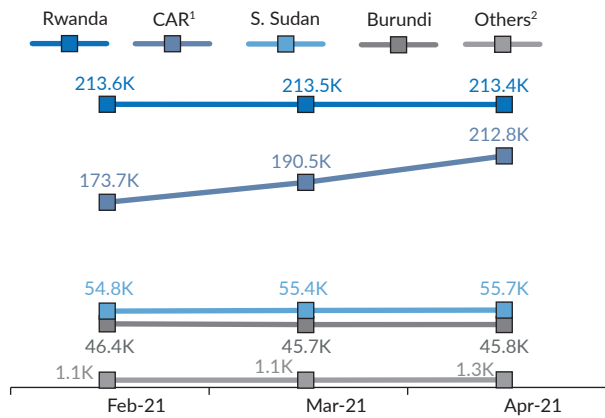
31%

registered with progress only

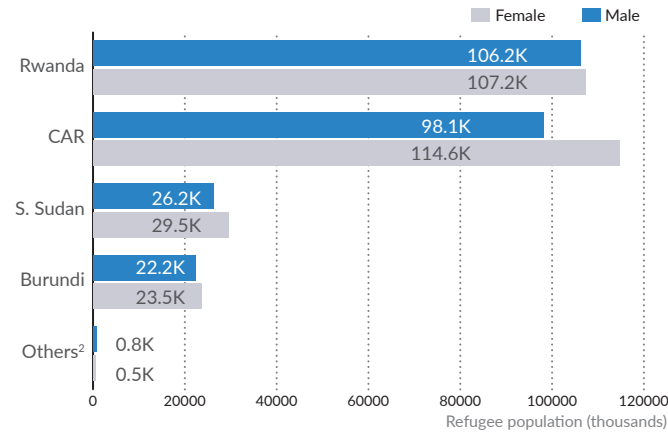
69%

registered with fingerprint and/or iris

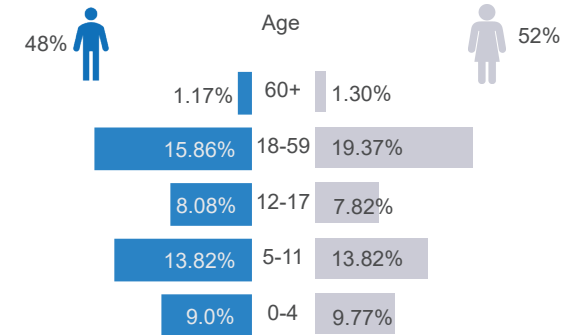
### Refugee Population Monthly Trends by Country of Origin (last 3 month)



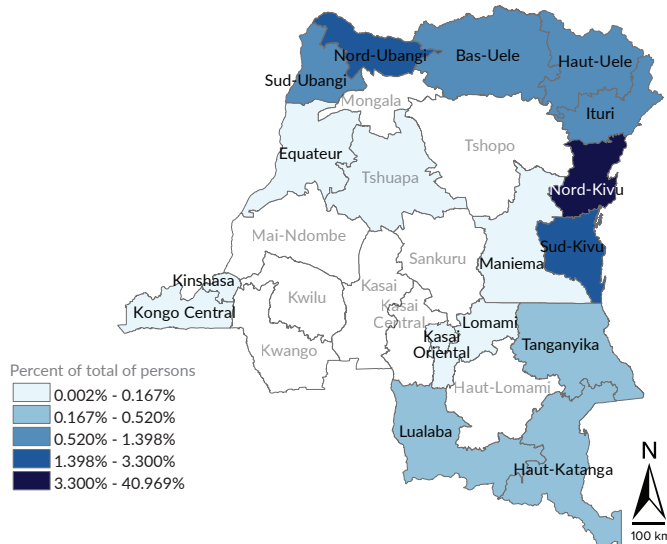
### Major Countries of Origin | As of April 2021



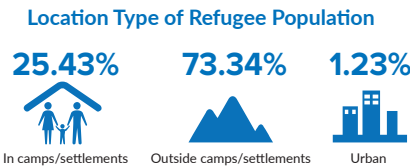
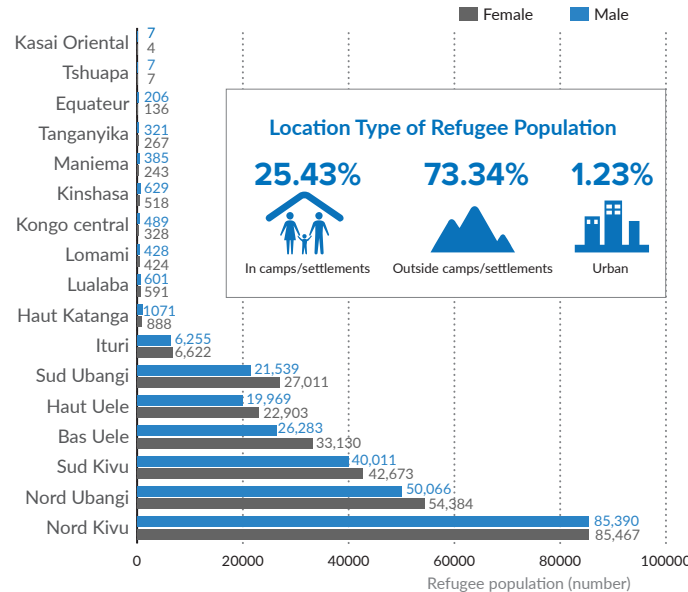
### Age and Gender | Total Registered Population



### Provinces of Location in DRC | As of April 2021



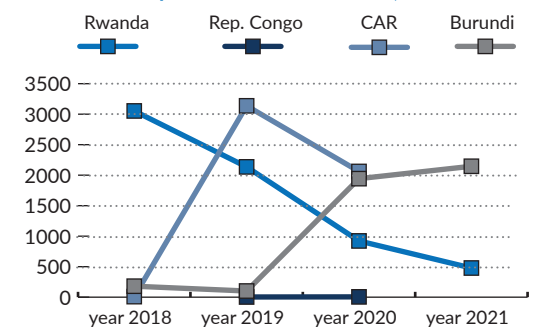
### Refugee Population by Province in DRC | As of April 2021



### Refugees Repatriated from DRC | Since Year 2018

| To Country of origin | 2018        | 2019        | 2020        | 2021        | Total        |
|----------------------|-------------|-------------|-------------|-------------|--------------|
| Burundi              | 180         | 101         | 1943        | 2146        | 4370         |
| CAR                  | 9           | 3137        | 2061        |             | 5207         |
| Rep. Congo           |             | 3           | 5           |             | 8            |
| Rwanda               | 3053        | 2136        | 922         | 478         | 6589         |
| <b>Total</b>         | <b>3242</b> | <b>5377</b> | <b>4931</b> | <b>2624</b> | <b>16174</b> |

### Trend in Repatriation from the DRC | Since Year 2018



The boundaries and names shown and the designations used on this map do not imply official endorsement or acceptance by the United Nations.

<sup>1</sup>Central African Republic

<sup>2</sup>Others include Republic of Congo, Angola, Sudan, Somalia, Uganda, Ivory Coast, Eritrea, Syria, Liberia, Chad, etc.