

Libya

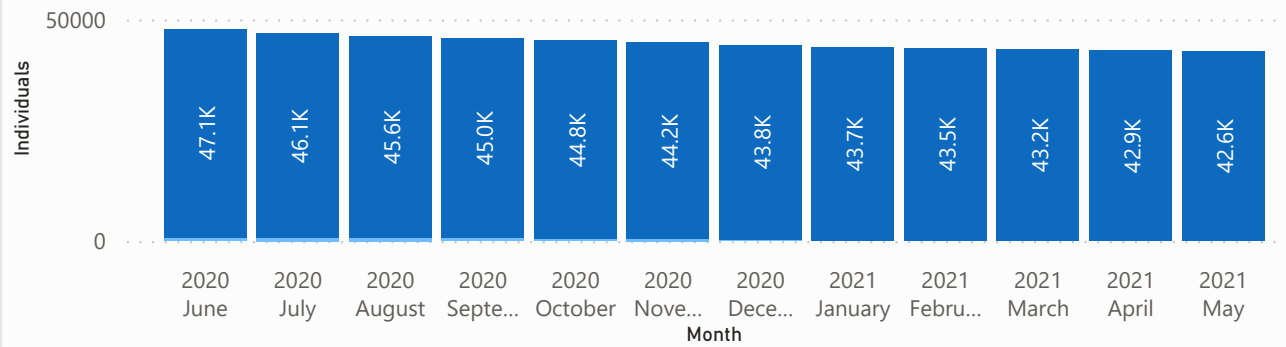
Statistical Dashboard (1 June 2021)

Key Figures

42,769 Refugees & Asylum Seekers
 21,332 Cases
 19,194 Men
 8,910 Women
 14,665 Children
 1,589 Elderly

Refugee trends

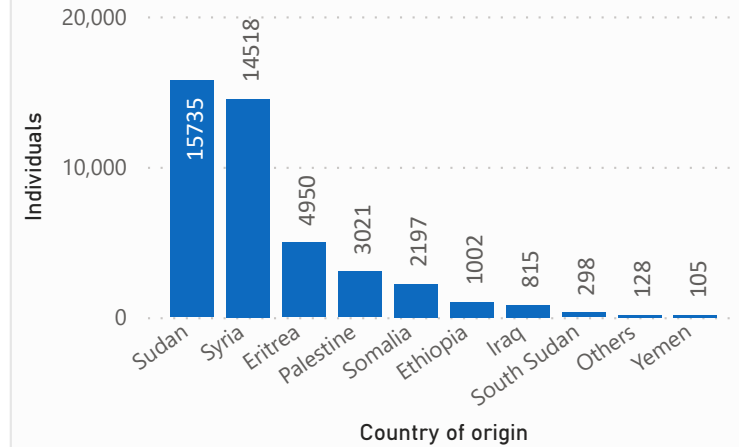
Location ● DC ● Urban



New Registration / Closure



Country of Origin



Place of Residence

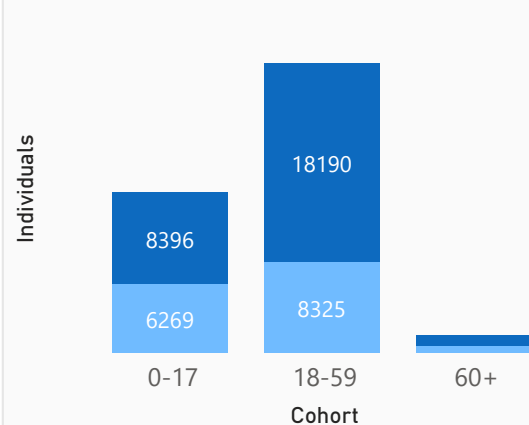
Mantika	# of Individuals	% of Individuals
Tripoli	21855	51.10%
Aljfara	6474	15.14%
Misrata	4404	10.30%
Unknown	2668	6.24%
Azzawya	1888	4.41%
Zwara	1524	3.56%
Almargeb	1435	3.36%
Benghazi	1027	2.40%
Al Jabal Al Gharbi	561	1.31%
Sirt	179	0.42%
Sebha	138	0.32%

Specific Needs Categories

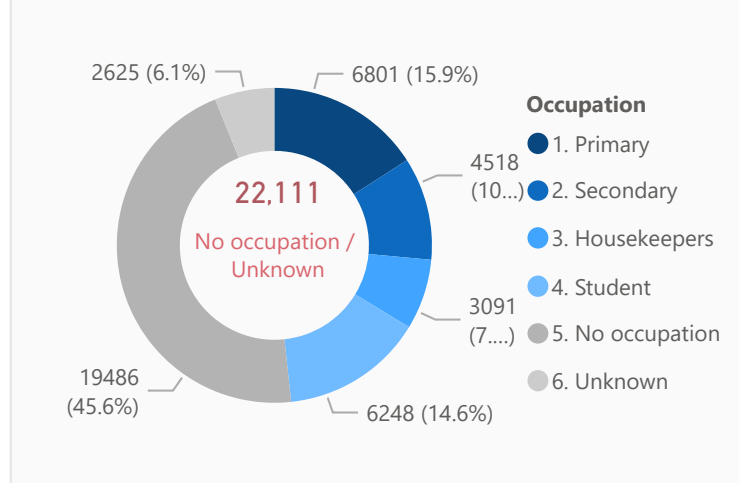
Categories	Individuals	% Value
Woman at risk	1379	3.22%
Unaccompanied or separated children	2192	5.13%
Torture	1039	2.43%
Specific legal/protection needs	18947	44.30%
Single parent or caregiver	310	0.72%
SGBV	416	0.97%
Serious medical condition	3494	8.17%
Older person at risk	158	0.37%
Family unity	911	2.13%
Disability	567	1.33%
Child at risk	3363	7.86%
_Total	23416	54.75%

Demographics

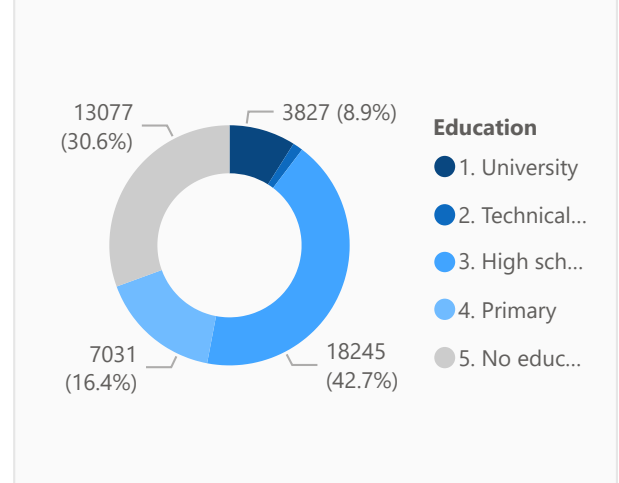
Sex ● Female ● Male



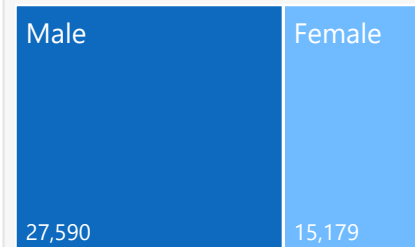
Occupation at the country of origin



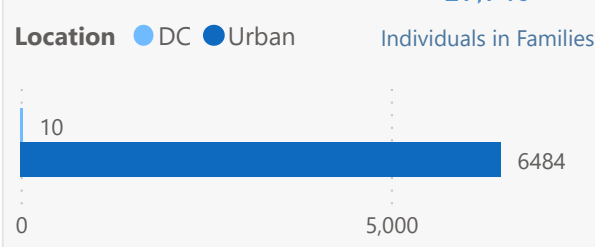
Education level at the country of origin



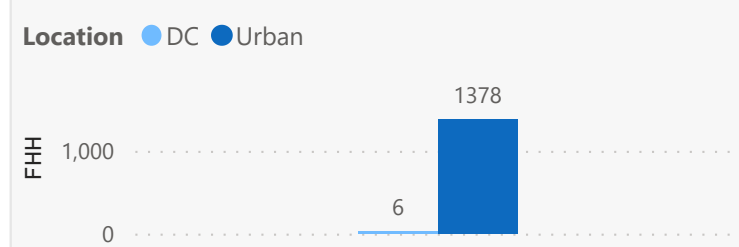
Gender



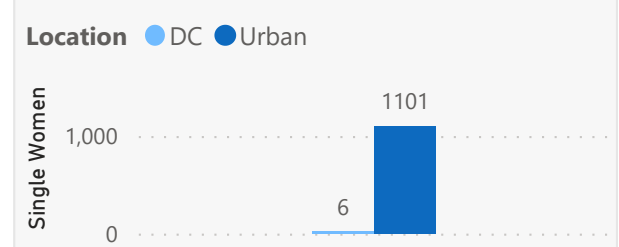
Families



Female Headed Households



Single Women


6,815

 with multiple
Specific Needs
Categories