

SPAIN Weekly snapshot - Week 21 (24 - 30 May 2021)

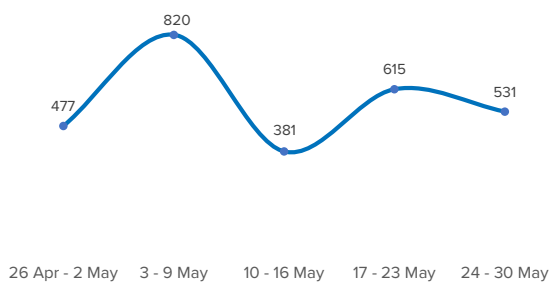
The charts below are based on figures from the Ministry of Interior and UNHCR estimates. All figures are provisional and subject to change

Refugees & migrants: sea and land arrivals in week 21¹

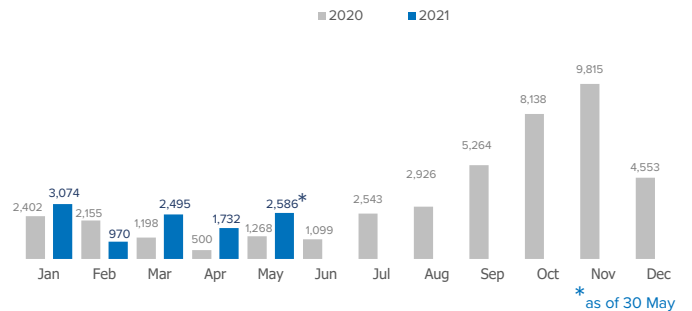


Total Sea and Land		Sea		Land (Ceuta & Melilla)	
10,857	+45%	10,441	+68%	416	-67%
Arrivals as of 30 May 2021 ²	Dif. 2020	Arrivals as of 30 May 2021 ²	Dif. 2020	Arrivals as of 30 May 2021 ²	Dif. 2020
531		528		3	
Arrivals Week 21 ¹		Arrivals Week 21 ¹		Arrivals Week 21 ¹	
Dif. last week: -14%		Dif. last week: +14%		Dif. last week: -98%	
Dif. 2020: +85%		Dif. 2020: +88%		Dif. 2020: -42%	
76		75		0	
Avg. daily arrivals Week 21 ¹		Avg. daily arrivals Week 21 ¹		Avg. daily arrivals Week 21 ¹	
Dif. 2020: +85%		Dif. 2020: +88%		Dif. 2020: -100%	
603		564		40	
Avg. weekly arrivals in May so far ²		Avg. weekly arrivals in May so far ²		Avg. weekly arrivals in May so far ²	
Dif. 2020: +111%		Dif. 2020: +101%		Dif. 2020: +664%	

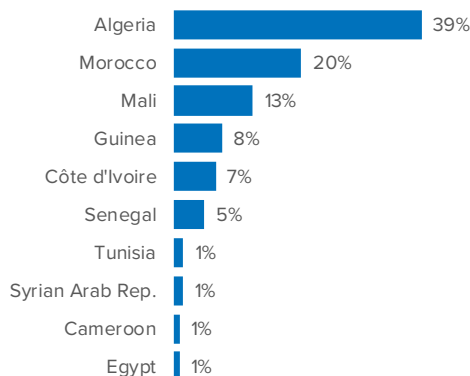
Sea and land arrivals during the last five weeks¹



Arrivals per month²



Most common nationalities, Jan - Sep 2020²



Demographic breakdown, Jan - Sep 2020²

