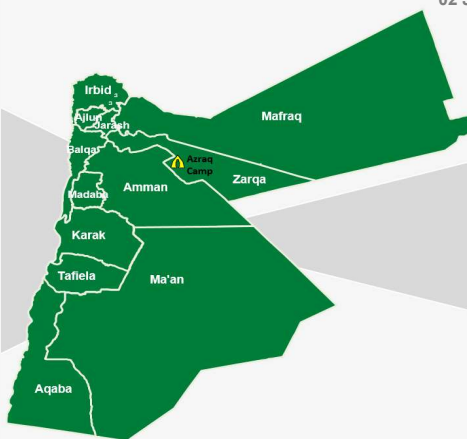
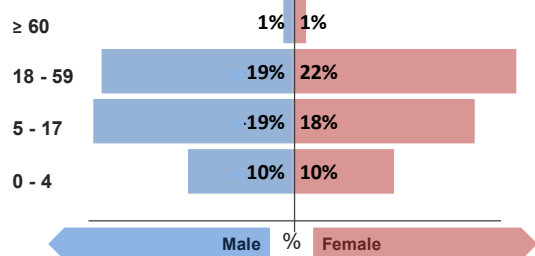


Refugee population

Total refugee population: **37,784**

Demographic breakdown:



Key facts

Camp opened:
May 2014

Indicators at a glance

1 Health utilisation rate	6.9	X
2 Number of consultations per clinician per day	31	✓
3 Referral rate (/1,000/month)	7.4	
4 Crude Mortality Rate (CMR) (/1,000/month)	0.2	✓
5 Under-five Mortality Rate (U5MR) (/1,000/month)	0.4	✓
6 Neonatal Mortality Rate (NNMR) (/1,000 livebirths)	7.5	✓

Notes

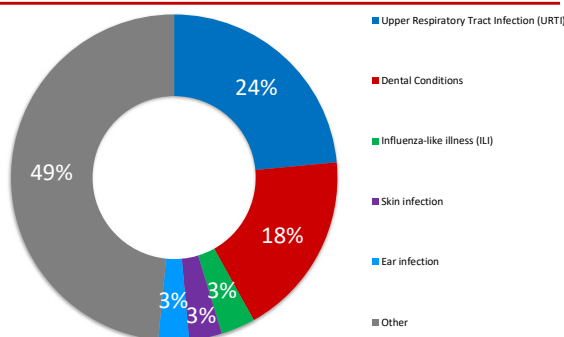
This public health profile for Azraq refugee camp is compiled from health facility data from the following partners:

- IMC Clinics in Villages 3, 5, and 6
- IMC Hospital
- IMC COVID-19 Treatment Center
- AMR Clinics in Villages 2 and 6
- IRC RH Services in Villages 3, 5, and 6

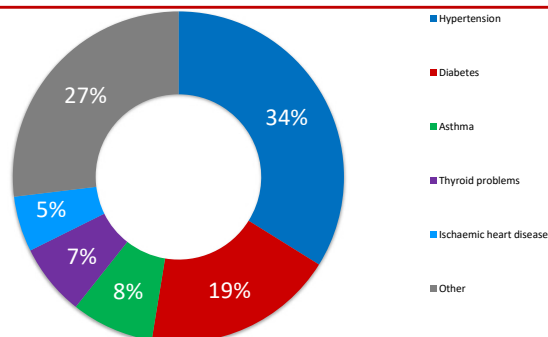
Data is collected using standardised Health Information System (HIS) data collection and reporting tools and aims to be as accurate as possible.

Morbidity

Acute health conditions (%)



Chronic health conditions (%)



Top 5 acute health conditions

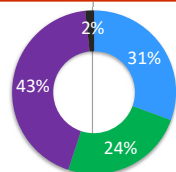
Condition	% morbidity	# of cases
1 Upper Respiratory Tract Infection (URTI)	24%	9,159
2 Dental Conditions	18%	7,150
3 Influenza-like illness (ILI)	3%	1,325
4 Skin infection	3%	1,266
5 Ear infection	3%	1,185
- Other	48%	18,851

Top 5 chronic health conditions

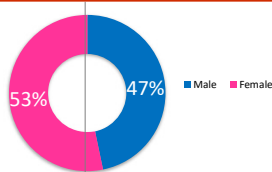
Condition	% morbidity	# of cases
1 Hypertension	34%	1,206
2 Diabetes	19%	666
3 Asthma	8%	286
4 Thyroid problems	7%	250
5 Ischaemic heart disease	5%	194
- Other	27%	957

Breakdown of acute health conditions

by age

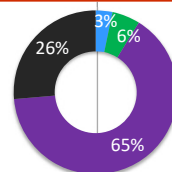


by gender

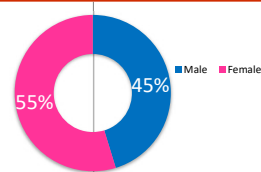


Breakdown of chronic health conditions

by age



by gender



Public Health

Health Impact

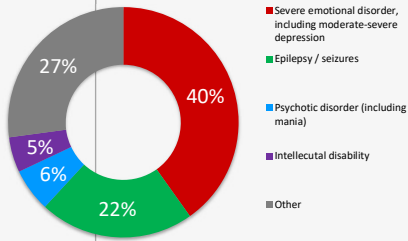
	Indicator	Standard	
Crude Mortality Rate (CMR) (/1,000/month)	0.2	< 0.5	✓
Under-five Mortality Rate (U5MR) (/1,000/month)	0.4	< 1.5	✓
Neonatal Mortality Rate (NNMR) (/1,000 livebirths)	7.5	< 14.9	✓

Access and utilization

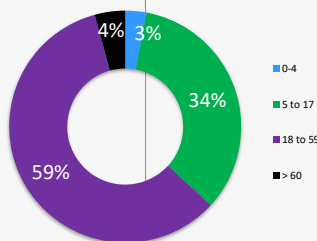
No. of health facilities	1 : 7557	1 : < 10,000	✓
Total number of consultations	64,194		
Health utilisation rate	6.9	1 - 4	✗
No. of consultations per trained clinician per day	31	< 50	✓

Breakdown of mental health conditions

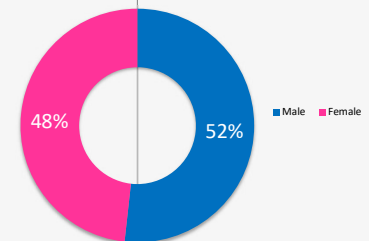
By cause



By age

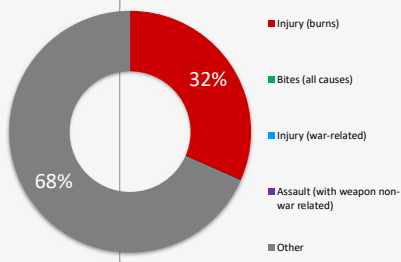


By gender

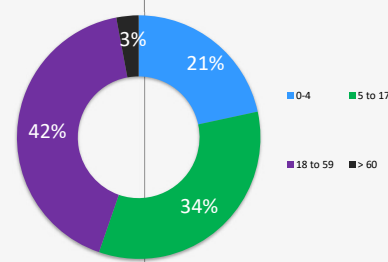


Breakdown of injuries

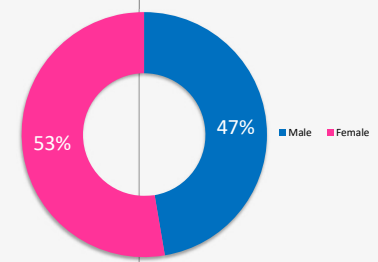
By cause



By age



By gender



In-patient and referral

In-patient department

	Indicator	Standard	
Hospitalisation rate (/1,000/year)	107.0	50 - 150	^
Bed occupancy rate	46%	> 75%	✗
Mean length of stay for authorised discharges (days)	3.2		

Overall case fatality rate

	Indicator	Standard	
Overall case fatality rate	0%		
Proportion of deaths within 24 hours of admission	0%		

Reproductive Health

Antenatal care

	Indicator	Standard	
Coverage of antenatal care (4 or more visits)	77%	≥ 90%	✗
Coverage of TT vaccination	17%	≥ 90%	✗
Coverage of anaemia screening in pregnancy	99%	≥ 90%	✓

Delivery care

Proportion of deliveries attended by skilled personnel	98%	≥ 90%	✓
Proportion of deliveries performed by caesarean section	23%	5 - 15%	✗
Proportion of low birth weight deliveries (<2500g)	5%	< 15%	✓

Maternal mortality

Number of maternal deaths reported	0		
% of maternal deaths investigated	0%	100%	

Postnatal care

	Indicator	Standard	
Coverage of postnatal care	60%	≥ 90%	✗

Sexual and Gender-based Violence

Incidence of rape (reported cases/10,000/year)*	0.0		^
% of rape survivors who received PEP** < 72 hours	100%		^
% of rape survivors who received ECP*** < 120 hours	100%		^
% of rape survivors who received STI**** prophylaxis < 2 wks	100%		^

*Only includes rapes reported at health facilities **Post-exposure prophylaxis ***Emergency contraceptive pill
**** Sexually transmitted infection

UNHCR gratefully acknowledges the support of the following partners:

