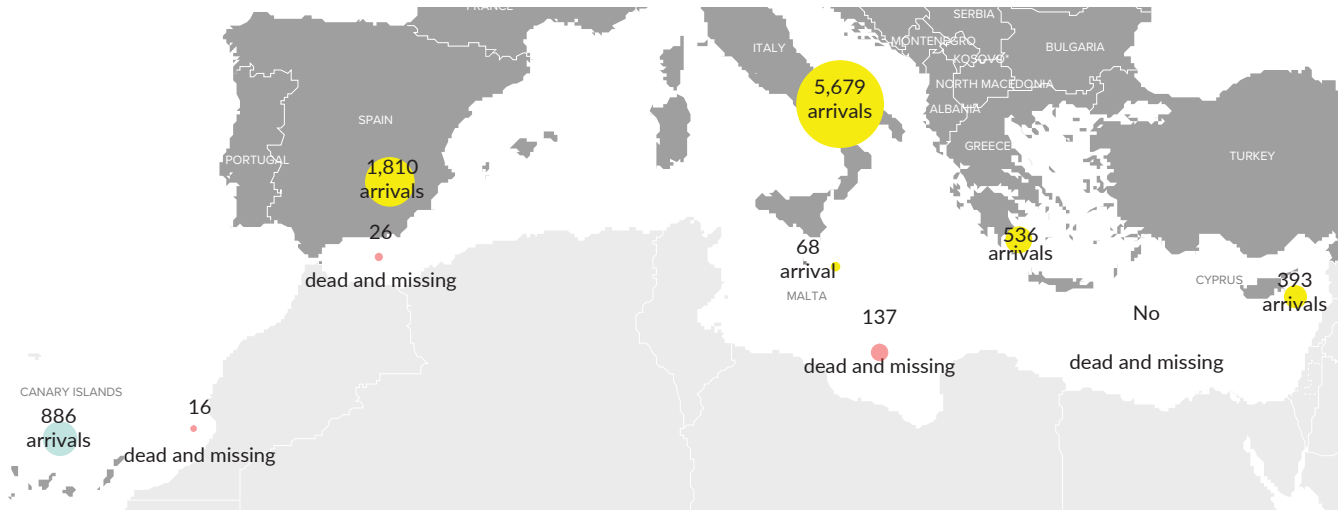


EUROPE SITUATIONS: DATA AND TRENDS

ARRIVALS AND DISPLACED POPULATIONS

FIGURES as of 31 MAY 2021



Includes Serbia and Kosovo (S/RES/1244 [1999]). The boundaries and names shown, and the designations used on this map do not imply official endorsement or acceptance by the United Nations.

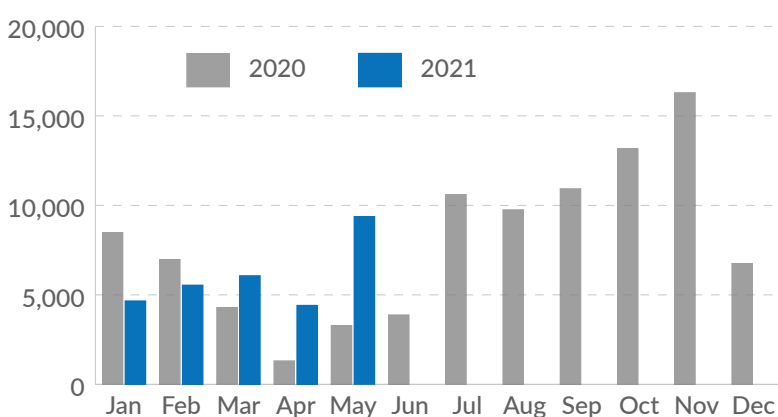
CUMULATIVE FIGURES (1 JANUARY - 31 MAY 2021)

30,068 estimated arrivals

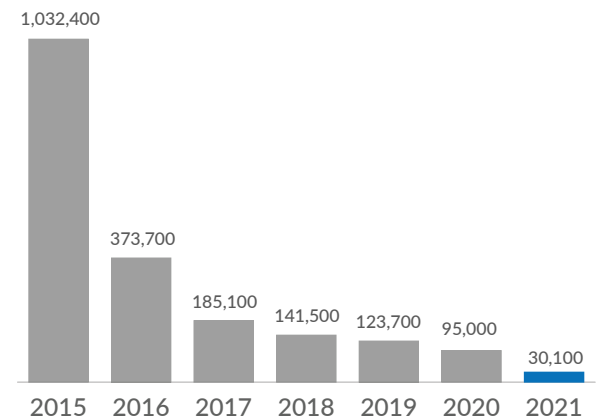
930 estimated dead and missing at sea¹

ROUTE	ARRIVALS	DEAD AND MISSING
CANARY ISLANDS ROUTE²	5,639 arrivals no arrivals by land	146 dead and missing
WESTERN MEDITERRANEAN ROUTE³	5,328 arrivals, of which 418 by land	138 dead and missing
CENTRAL MEDITERRANEAN ROUTE⁴	14,839 arrivals no arrivals by land	641 dead and missing
EASTERN MEDITERRANEAN ROUTE⁵	4,262 arrivals, of which 1,978 by land	5 dead and missing

Total Monthly Arrivals through the Mediterranean routes and the Canary Islands route



Yearly arrivals (rounded)



¹ Dead and missing figures refer to the Mediterranean and Canary Islands routes. Information is compiled from a variety of sources, the quality and reliability of which can vary. While every effort has been made to ensure that all statistical information is verified, figures on dead and missing at sea represent an estimate. Triangulation of information and sources is performed on a continuous basis. Therefore, amendments in figures may occur, including retroactively.

² Includes sea arrivals in Canary Islands (Spain) via the Atlantic Ocean.

³ Includes sea and land arrivals in Spain via the Western Mediterranean route.

⁴ Includes sea arrivals in Italy and Malta.

⁵ Includes sea and land arrivals in Greece and sea arrivals in Cyprus.

ARRIVALS TO EUROPE

Consistent with seasonal trends, some 9,400 refugees and migrants arrived in Europe via the Mediterranean and Canary Islands routes in May, more than double the arrivals in April 2021. Of these, some 2,700 arrived in Spain, 56% more than in April. Arrivals to Italy this month also increased more than three times compared to April, due to good weather conditions and higher numbers of boats departing from Libya and Tunisia. While arrivals to Spain and Italy saw an increase, arrivals from Turkey to Greece continued to decrease.

69%

Less arrivals in Greece from January to May 2021 as compared to the same period last year.

Over 500 refugees and migrants arrived in Greece this month, a 39% decrease compared to April. Arrivals in the first five months of 2021 decreased by 69% compared to the same period last year, as allegations of pushbacks at land and sea borders continued. Turkish authorities reported rescuing or intercepting some 860 refugees and migrants in May, 59% less than in April.

Out of the 5,700 refugees and migrants arriving in Italy in May, 76% had departed from Libya and 14% from Tunisia. The number of arrivals in Italy from Libya was almost five times the number in April (860) and the highest number recorded so far this year. In addition, some 3,600⁶ refugees and migrants who departed from Libya in May were intercepted or rescued by Libyan authorities and disembarked in Libya, nearly four times the number recorded in April. According to available data, the majority of people departing from Libya so far this year were from Bangladesh, Eritrea and Sudan. People arriving in Italy from Tunisia this year originated mainly from Tunisia, Côte d'Ivoire and Guinea.

Some 2,700⁷ refugees and migrants arrived in Spain in May, of whom 67% through the Mediterranean route, and 33% in the Canary Islands. Arrivals in the Canary Islands in May were 31% less compared to April. Overall, the number of arrivals in Spain in the first five months of 2021 through both the Western Mediterranean and Canary Islands routes were 46% higher than in the same period last year.

ⁱ For more information please visit <https://data2.unhcr.org/en/situations/mediterranean>

SOUTH EASTERN EUROPE⁸

During May, 2,103 persons arrived in or transited through the Western Balkan region as part of mixed movements, which is a 19% decrease compared to April (2,103), and 8% lower than in May 2020. From January to May 2021, 10,422 people arrived in or transited through the region, 32% less than in the same period in 2020.

Seventy-six persons submitted an asylum application in May, a 41% decrease compared to April 2021 (130). Of these, main countries of origin were Algeria (12%); Pakistan (11%); Morocco (11%); Syria (9%); and Burundi (9%). In May 7% of asylum applications were lodged by children, all unaccompanied or separated.

Twenty-six asylum interviews were conducted in May, and two first-instance decisions (subsidiary protection status) were issued, while 8 applications were rejected and 111 were closed, as the applicants were no longer present in the country of application.

ⁱ For more information please visit <http://data2.unhcr.org/en/situations/southeasterneurope>

OTHER SITUATIONS

Turkey

Refugees⁹ **3.7 million**
Asylum-seekers⁹ **322,000**

% of Syrians among the refugees **98%**

ⁱ For more information, please see the [UNHCR Turkey Operational Update April 2021](#)

Ukraine

Internally displaced persons¹⁰ **734,000**
Refugees¹¹ **2,300**
Asylum-seekers¹² **2,700**
Stateless persons¹³ **35,900**
Other persons of concern¹⁴ **1.62 million**

ⁱ For more information, please see the [UNHCR Ukraine Operational Update February 2021](#)

⁶ <https://data2.unhcr.org/en/documents/details/87152>

⁷ Official data of arrivals in Ceuta from 17 May onwards have not been made available and are currently under analysis by the Ministry of Interior. UNHCR will include this information as soon as it becomes available.

⁸ Includes Albania, Bosnia and Herzegovina, Montenegro, North Macedonia, Serbia and Kosovo (S/RES/1244 [1999]).

⁹ GLOBAL TRENDS REPORT.

¹⁰ Residing more permanently in government-controlled areas (GCA). OCHA - [2021 Humanitarian Needs Overview - Ukraine](#), February 2021.

¹¹ Refugees, including persons with complementary protection, UNHCR, State Migration Service of Ukraine as of 31 December 2020.

¹² UNHCR as of 31 January 2021.

¹³ UNHCR, State Migration Service of Ukraine as of 31 December 2020.

¹⁴ Estimated number of vulnerable, conflict-affected persons living along the 'contact line' in government-controlled areas (GCA) and non-government controlled areas (NGCA), Protection Cluster, UNHCR - December 2020.