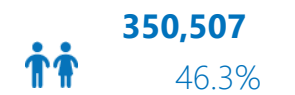
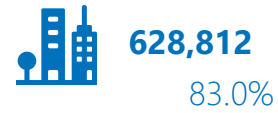


Active Registered Persons Of Concern

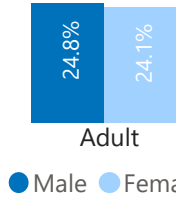
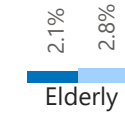
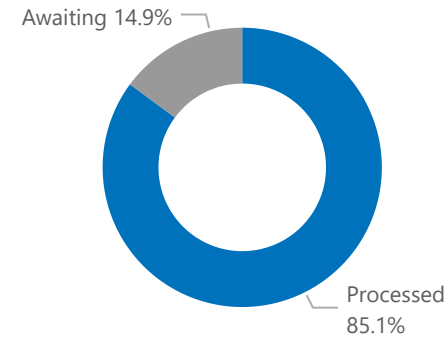
757,801



Age and Gender

Gender	0-4	5-11	12-17	18-35	36-59	60+
Male	47,488	76,938	55,498	115,793	72,036	16,063
Female	45,347	72,604	52,632	108,327	74,019	21,056
Total	92,835	149,542	108,130	224,120	146,055	37,119
	12.3%	19.7%	14.3%	29.6%	19.3%	4.9%

Biometric Statistics



Origin Country

SOM	697	0.1%
other	1,451	0.2%
SUD	6,016	0.8%
YEM	13,447	1.8%
IRQ	66,685	8.8%
SYR	669,505	88.3%

Specific Needs

Serious medical condition	86,504	11.4%
Specific legal and physical protection needs	37,176	4.9%
Disability	32,840	4.3%
Child at risk	30,788	4.1%
Single parent	17,684	2.3%
Woman at risk	14,462	1.9%
Older person at risk	7,328	1.0%
Unaccompanied or separated child	2,213	0.3%

* An individual can have mre than one specific need

Individuals with Specific Needs	165,164	21.8%
---------------------------------	---------	-------

Year of Arrival

Pre 2011	25,541	4.2%
2011	23,984	3.9%
2012	151,552	24.8%
2013	252,354	41.3%
2014	76,402	12.5%
2015	24,783	4.1%
2016	33,889	5.5%
2017	10,373	1.7%
2018	9,832	1.6%
2019	1,880	0.3%
2020	939	0.2%
2021	18	0.0%

babies who are represented under the registration trend.

Registration Trend

Pre - 2011	142,896	10.5%
2011	10,988	0.8%
2012	135,616	10.0%
2013	674,686	49.5%
2014	145,647	10.7%
2015	55,248	4.1%
2016	67,720	5.0%
2017	41,336	3.0%
2018	38,812	2.9%
2019	23,925	1.8%
2020	13,832	1.0%
2021	11,098	0.8%

Registration Trend Quarterly

