UNHCR
The UN Refugee Agency

REGIONAL BUREAU FOR EAST, HORN OF AFRICA AND THE GREAT LAKES

# Refugees and asylum-seekers by country of asylum

as of 30 June 2021

**4.74 MILLION**
**REFUGEES AND ASYLUM-SEEKERS**

## KEY STATISTICS

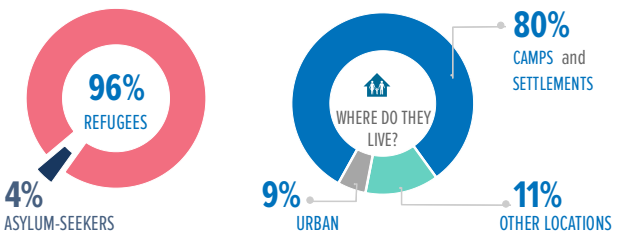


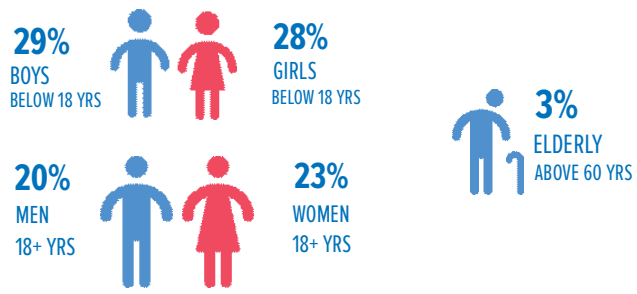


## *TOTALS BY COUNTRY OF ORIGIN

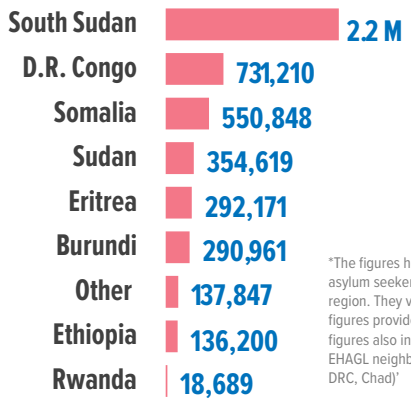


*The figures here refer to refugees and asylum seekers hosted within the EHAGL region. They vary slightly from the situation figures provided above, as the situation figures also include those hosted in non-EHAGL neighboring countries region (e.g. DRC, Chad)'

## ANNUAL TREND OF DISPLACEMENT

| 2011 to 2021

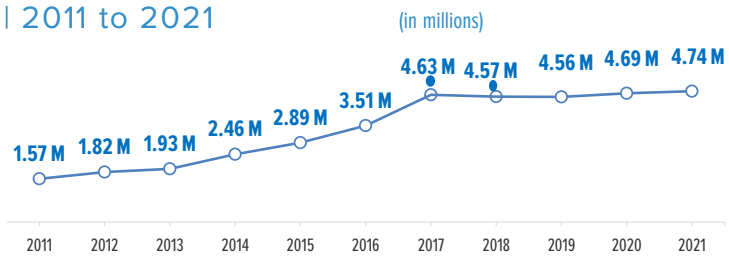


* The decrease in population in 2018/2019 is attributed to the completion of a countrywide population verification exercise in Uganda and Ethiopia; as well as spontaneous refugee returns to Burundi and South

## TOTALS BY HOST COUNTRY

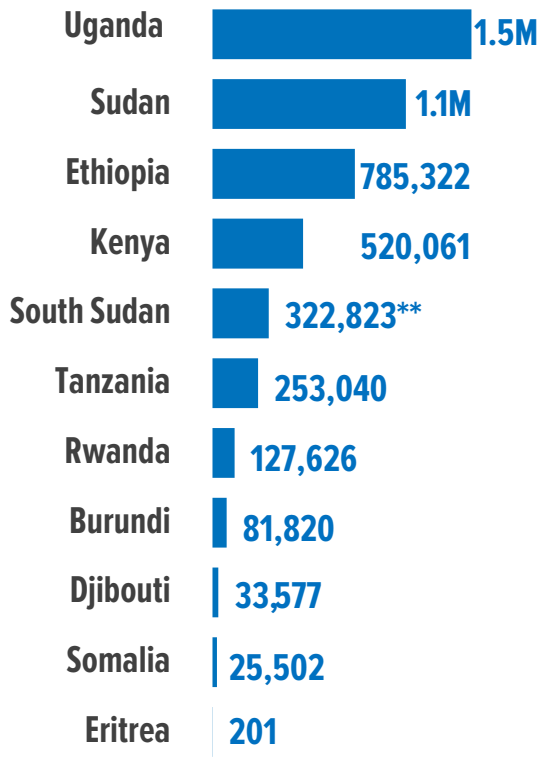


** figure are as of May 2021

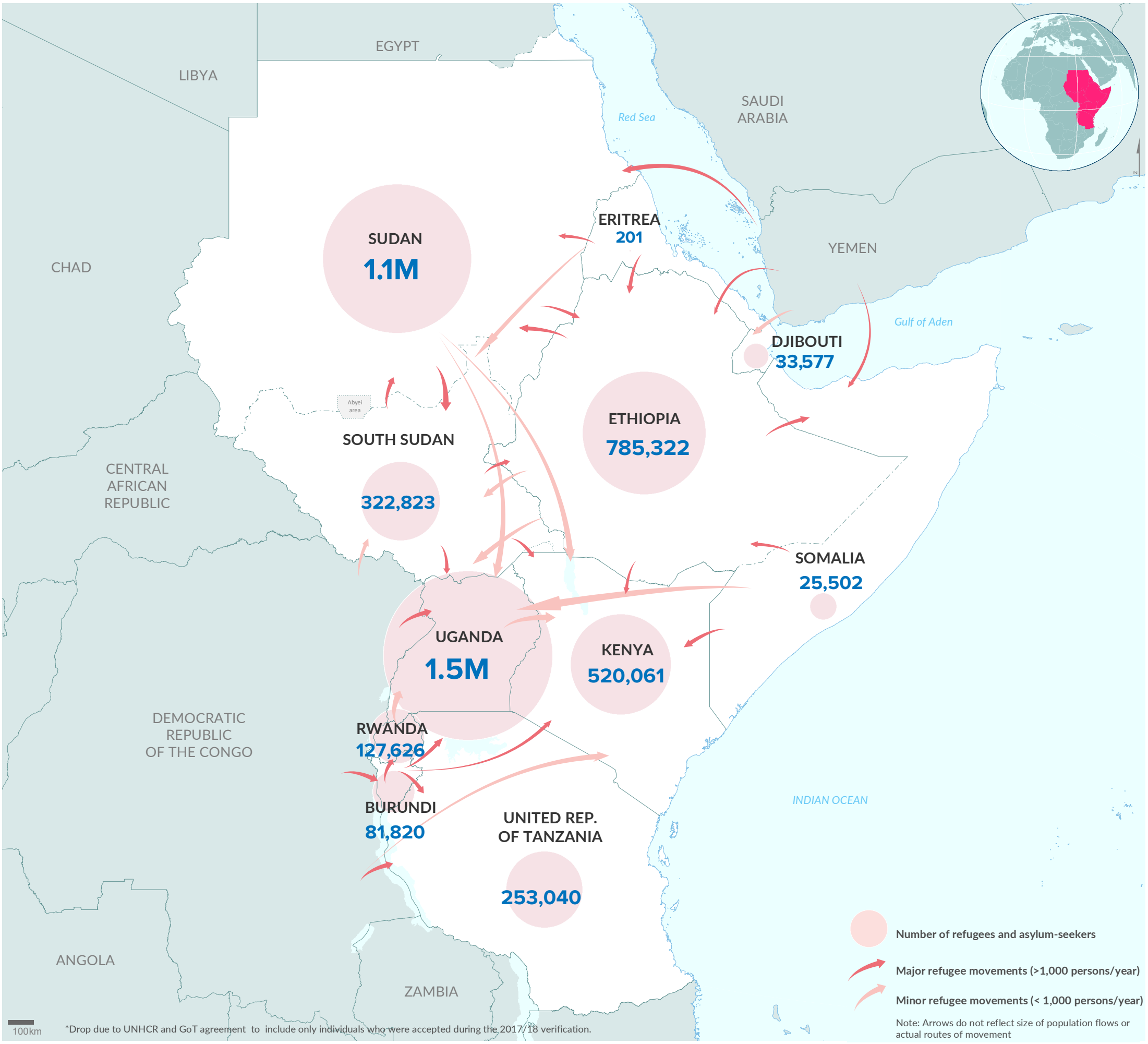


*Drop due to UNHCR and GoT agreement to include only individuals who were accepted during the 2017/18 verification.

*The boundaries and names shown and the designations used on this map do not imply official endorsement or acceptance by the United Nations. Final boundaries between the Republic of Sudan and the Republic of South Sudan and Somalia and Ethiopia has not yet been determined. Final status of the Abyei area is not yet determined.*

**Creation date:** 20 Jul 2021 **Sources:** Geographic data: UNCS. Population statistics: UNHCR Monthly Statistical Reports 30 June 2021 or latest available. Statistics should be considered provisional and subject to change. **Author:** UNHCR Regional Bureau for East, Horn of Africa and the Great Lakes **Feedback:** kenrsgis@unhcr.org