Zaatari Camp | Jordan

Public Health Profile
First Half 2021
02 January - 02 July 2021

Refugee population

Total refugee population: **79,159**

Demographic breakdown:

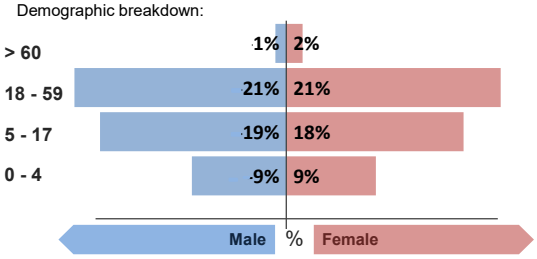

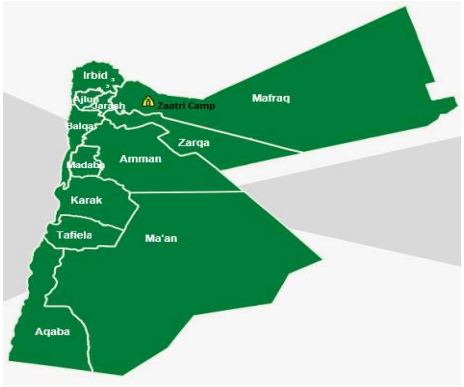

Key facts

Camp opened:
July 2012

Indicators at a glance

1	Health utilisation rate	3.5	√
2	Number of consultations per clinician per day	45	√
3	Hospitalisation rate (/1000/month)	2.4	
4	% deliveries attended by skilled personnel	100%	√
5	Crude Mortality Rate (CMR) (/1000/month)	0.2	√
6	Under-five Mortality Rate (U5MR) (/1000/month)	0.3	√
7	Neonatal Mortality Rate (NNMR) (/1000 livebirths)	12.4	√

Notes

This public health profile for Za'atri refugee camp is compiled from health facility data from the following partners:

- **IMC Clinic**
- **IMC ER Center**
- **JHAS/UNFPA Clinic**
- **Qatari Clinic**
- **Saudi Clinic**
- **IRC Clinic**
- **AMR Comprehensive Center**
- **AMR Maternity Center**
- **SAMS Clinic**
- **MSF COVID-19 Treatment Center**

Data is collected using standardised Health Information System (HIS) data collection and reporting tools and aims to be as accurate as possible.

Morbidity

Acute health conditions (%)

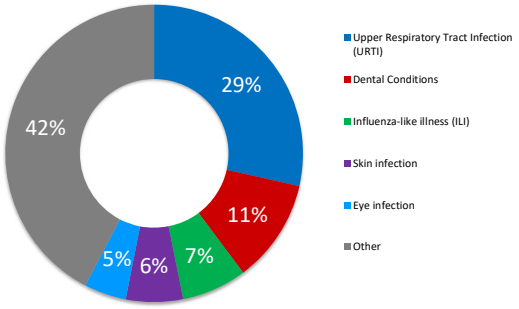

Chronic health conditions (%)

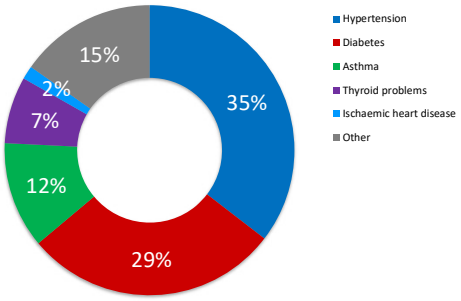

Top 5 acute health conditions

		% morbidity	# of cases
1	Upper Respiratory Tract Infection (URTI)	29%	28,295
2	Dental Conditions	11%	11,169
3	Influenza-like illness (ILI)	7%	7,012
4	Skin infection	6%	6,133
5	Eye infection	5%	4,532
-	Other	42%	41,980

Top 5 chronic health conditions

		% morbidity	# of cases
1	Hypertension	35%	6,381
2	Diabetes	28%	5,130
3	Asthma	12%	2,134
4	Thyroid problems	7%	1,348
5	Ischaemic heart disease	2%	272
-	Other	15%	2,744

Breakdown of acute health conditions

by age

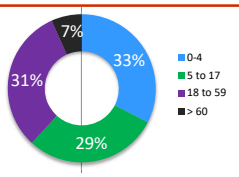

by gender

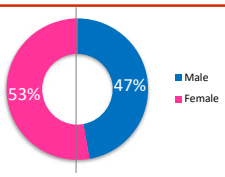

Breakdown of chronic health conditions

by age

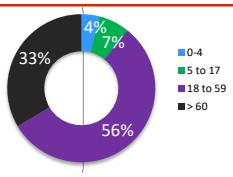

by gender

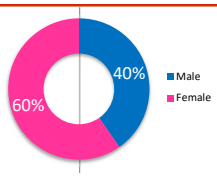

UNHCR gratefully acknowledges the support of the following partners:

Public Health

Health Impact	Indicator	Standard	
Crude Mortality Rate (CMR) (/1,000/month)	0.2	< 0.51	√
Under-five Mortality Rate (U5MR) (/1,000/month)	0.3	< 1.5	√
Neonatal Mortality Rate (NNMR) (/1,000 livebirths)	12.4	< 14.9	√

Access and utilization			
No. of health facilities	1 : 9836	1 : < 10,000	√
Total number of consultations	138,132		
Health utilisation rate	3.5	1 - 4	√
No. of consultations per trained clinician per day	45	< 50	√

Breakdown of mental health conditions

By cause

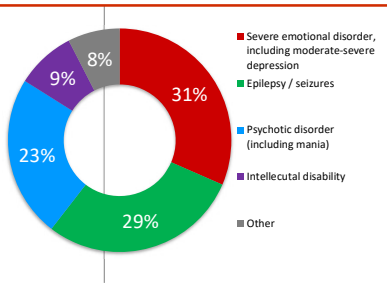

By age

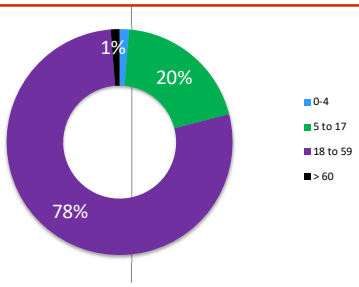

By gender

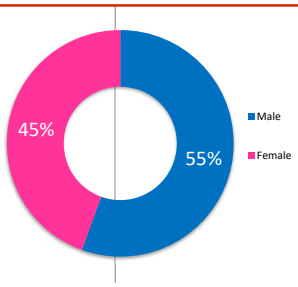

Breakdown of injuries

By cause

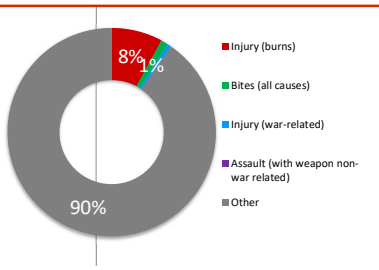

By age

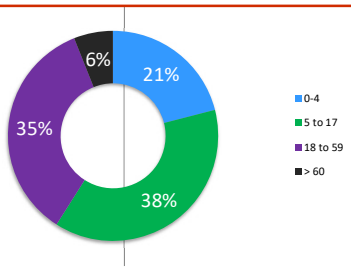

By gender

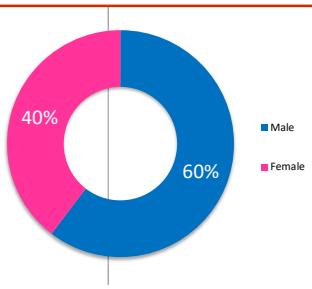

In-patient and referral

In-patient department	Indicator	Standard	
Hospitalisation rate (/1000/year)	29.2	50 - 150	^
Bed occupancy rate	60%	> 75%	X
Mean length of stay for authorised discharges (days)	1.5		

Reproductive Health

Antenatal care	Indicator	Standard	
Coverage of antenatal care (4 or more visits)	100%	≥ 90%	√
Coverage of TT vaccination	99%	≥ 90%	√
Coverage of anaemia screening in pregnancy	100%	≥ 90%	√
Delivery care			
Proportion of deliveries attended by skilled personnel	100%	≥ 90%	√
Proportion of deliveries performed by caesarean section	39%	5 - 15%	X
Proportion of low birth weight deliveries (<2500g)	0%	< 15%	√
Maternal mortality			
Number of maternal deaths reported	0		
% of maternal deaths investigated	0%	100%	

Postnatal care	Indicator	Standard	
Coverage of postnatal care	93%	≥ 90%	√

Sexual and Gender-based Violence	Indicator	Standard	
Incidence of rape (reported cases/10,000/year)*	2.5		^
% of rape survivors who received PEP** < 72 hours	60%	100%	^
% of rape survivors who received ECP*** < 120 hours	100%	100%	^
% of rape survivors who received STI**** prophylaxis < 2 wks	100%	100%	^

*Only includes rapes reported at health facilities **Post-exposure prophylaxis ***Emergency contraceptive pill ****Sexually transmitted infection

UNHCR The UN Refugee Agency