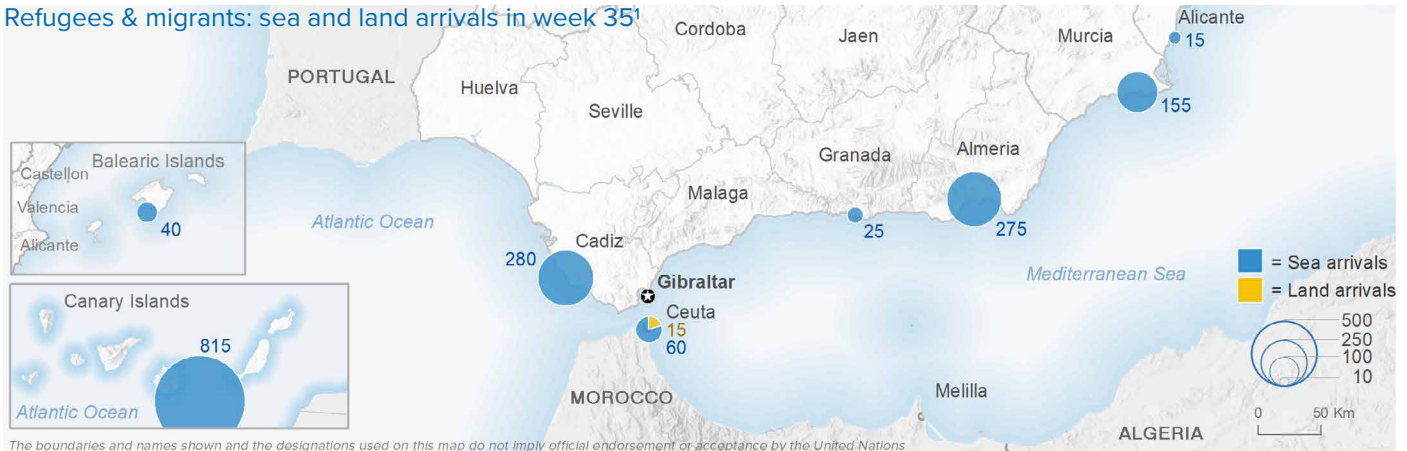


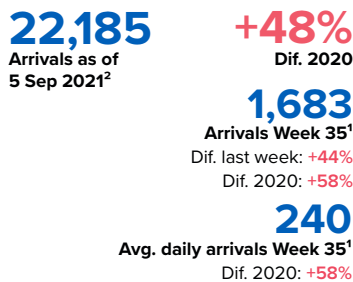
SPAIN Weekly snapshot - Week 35 (30 Aug - 5 Sep 2021)

The charts below are based on figures from the Ministry of Interior and UNHCR estimates. All figures are provisional and subject to change

Refugees & migrants: sea and land arrivals in week 35¹

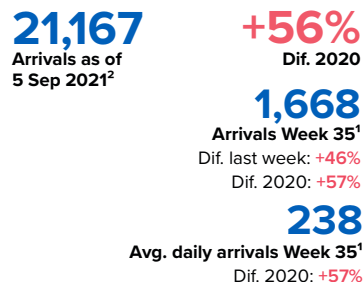


Total Sea and Land



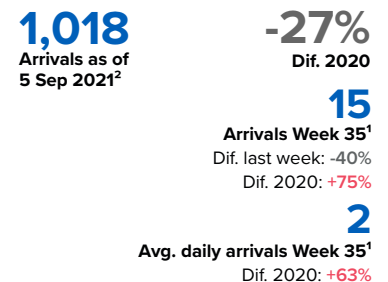
Avg. weekly arrivals in Sep so far²
 Dif. 2020: **-%**

Sea



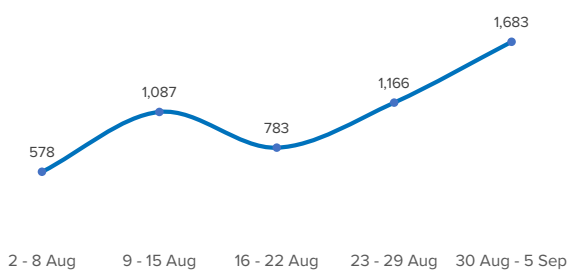
Avg. weekly arrivals in Sep so far²
 Dif. 2020: **-%**

Land (Ceuta & Melilla)

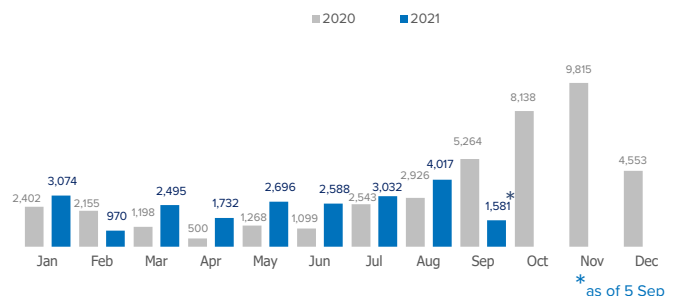


Avg. weekly arrivals in Sep so far²
 Dif. 2020: **-%**

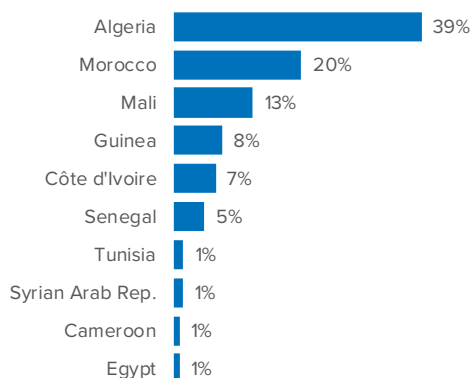
Sea and land arrivals during the last five weeks¹



Arrivals per month²



Most common nationalities, Jan - Sep 2020²



Demographic breakdown, Jan - Sep 2020²

