



Overview

The response seeks to explore opportunities to transition from in-kind to cash-based assistance, to the extent possible. The injection of cash, through unconditional multi-purpose, and conditional cash-based interventions seem to have multiplier effects on food security, social cohesion and reduction of aid dependency.

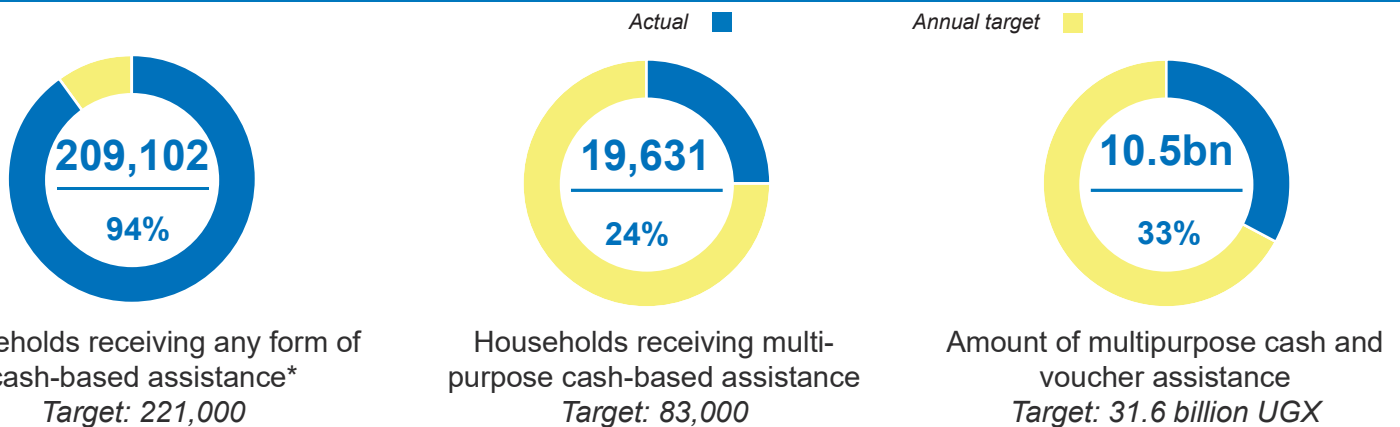
Achievements

1. Robust technical support to cash interventions
2. Improved coordination through revitalization of settlement and regional level cash working groups
3. Improved advocacy on cash based challenges
4. Provision of 2021 reference MEB in process
5. Scale up of cash based on market analysis and assessment

Challenges

1. Changing regulatory environment around cash transfers
2. Stringent processes for refugees to become bank agents

Key indicators



Objective: Access to cash and voucher assistance for basic needs expanded

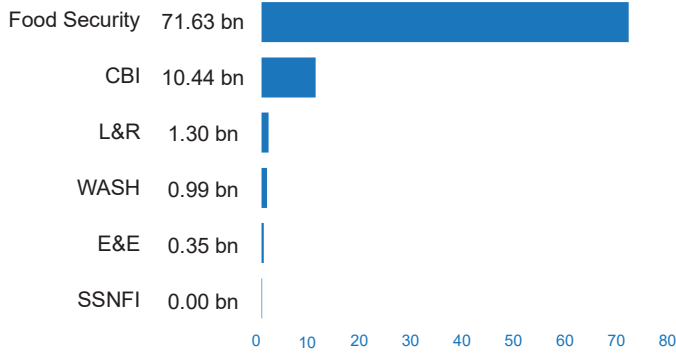
Indicator	Actual	Target/Standard ('21)	Actual against annual target
Households receiving any form of cash-based assistance*			
- Congolese and other refugees	131,357	116,000	>100%
- South Sudanese refugees	67,144	100,400	66%
- Burundian refugees	10,601	4,000	>100%
Households receiving multi-purpose cash-based assistance			
- Congolese and other refugees	17,255	34,000	51%
- South Sudanese refugees	2,096	47,000	5%
- Burundian refugees	280	2,000	14%
Amount of multi-purpose cash and voucher assistance			
- Congolese and other refugees	8.09 bn	21.4 bn	38%
- South Sudanese refugees	1.44 bn	8.8 bn	16%
- Burundian refugees	0.91 bn	1.4 bn	65%

Objective: Financial inclusion and access to financial services promoted

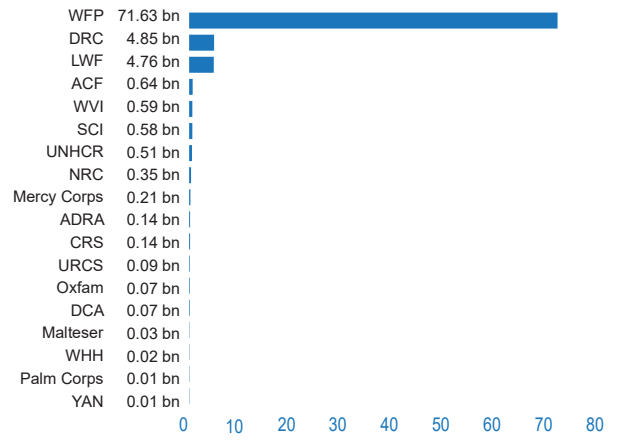
Indicator	Actual	Target/Standard ('21)	Actual against annual target
Individuals receiving financial literacy trainings			
- Congolese and other refugees	75,120	10,000	>100%
- South Sudanese refugees	24,308	14,000	>100%
- Burundian refugees	0	1,000	0%

Cross-sectoral analysis of all cash-based interventions (amounts in UGX)

Amount of cash transfers by sector (in billions)

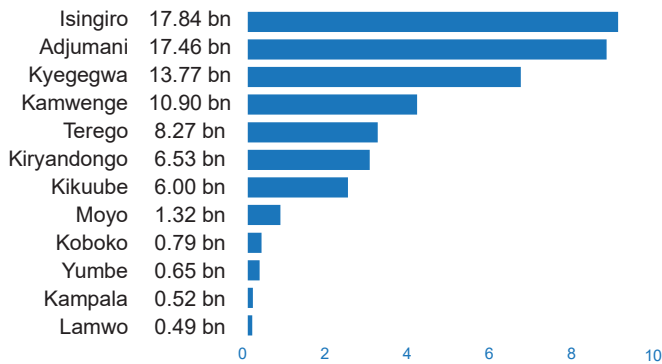


Amount of cash transfers by partner (in billions)

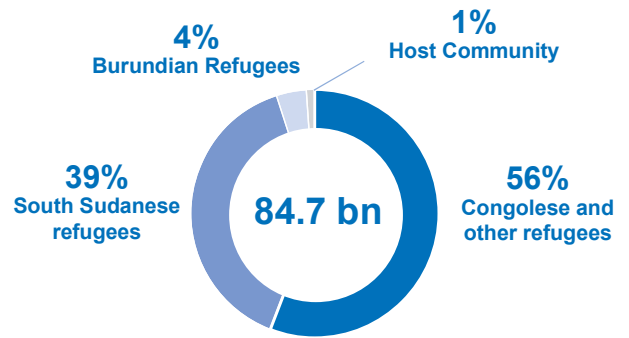


Note: for Livelihoods & Resilience the value of CBI interventions is only based on cash-for-work, as amounts for households who received productive assets through cash are not available. Host community interventions are included in all cases.

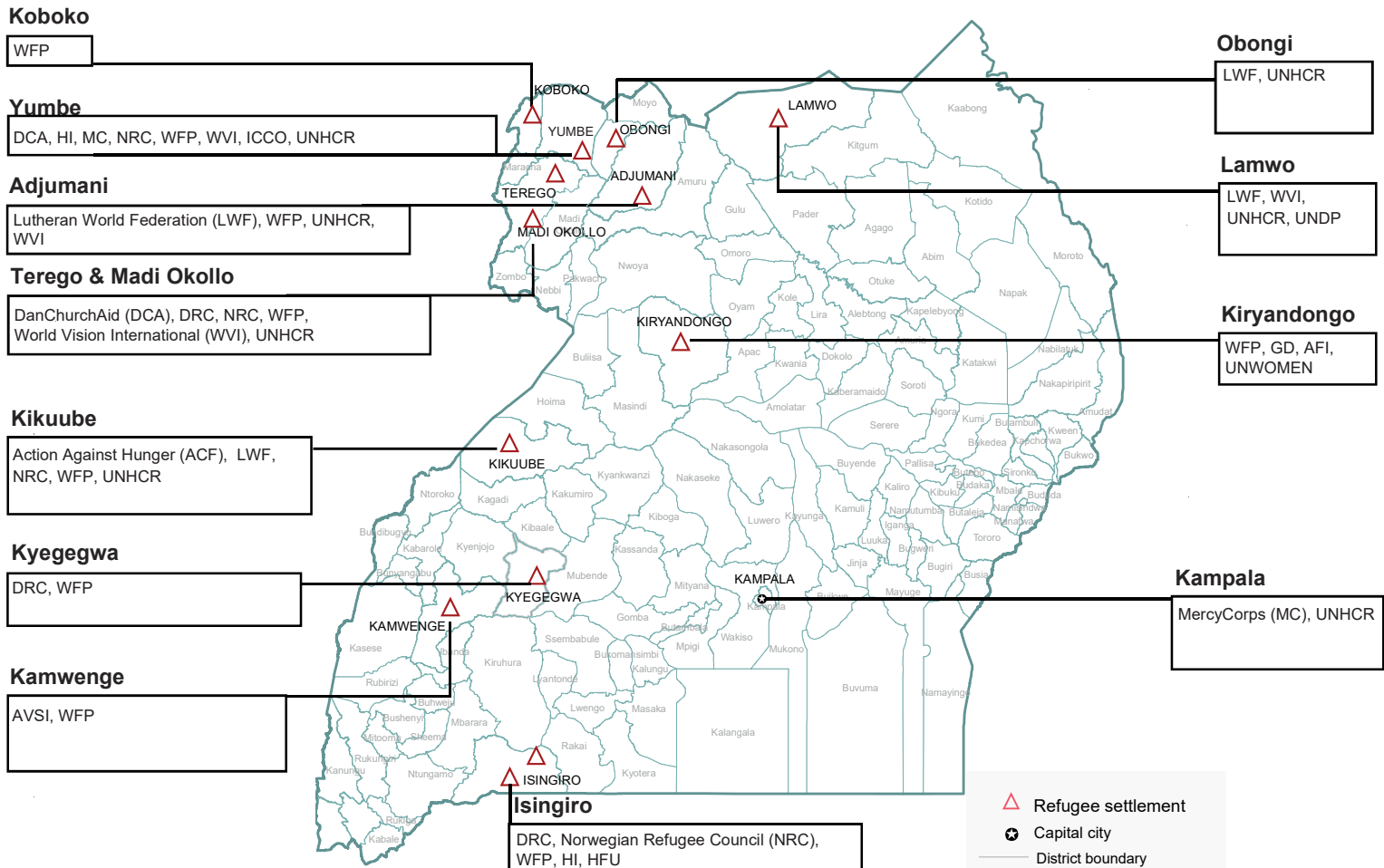
Amount of cash transfers by district (in billions)



Cash transfers by beneficiary type



Operational presence



The boundaries and names shown and the designations on this map do not imply official endorsement or acceptance by the United Nations