



### ENVIRONMENT OVERVIEW

#### Objective 1: Environment and natural resources protected and restored and green livelihoods promoted using a catchment-based approach

#### Results Analysis

By end of June, NFA had established 150 ha (out of planned 300ha) of plantation (100 ha in Rwensabya CFR, and 50 ha on OPM land in Kyangwali) for restoration of degraded Central Forest Reserves (CFRs). This brings the cumulative number of hectareage restored by NFA since 2019 to 621 ha. Also, NFA raised 5.03 million assorted tree seedlings for planting across the operation during season 1 out of which about 48% (2.4 million seedlings) had been distributed for planting (1.17 million in SSD and 1.07 million in DRC) by mid-year. The slow distribution is due to delayed and unstable rains especially in West Nile making tree farmers hesitant to pick up the seedlings. Unstable rains negatively impact tree seedling survival once transplanted. In south west, about 80% of the seedlings raised had been distributed.

#### Challenges

There are several challenges to implementation, mainly the every decreasing financial resources for these activities. By June, only \$ 1.8M had been received out of the \$ 37M needed. Other challenges include prolonged dry spell which affected the rate at which seedlings are taken up by beneficiaries for planting and logistical challenges in transportation of seedlings to beneficiaries who live at a longer distance, such as Kiryandongo.

#### Key Priorities

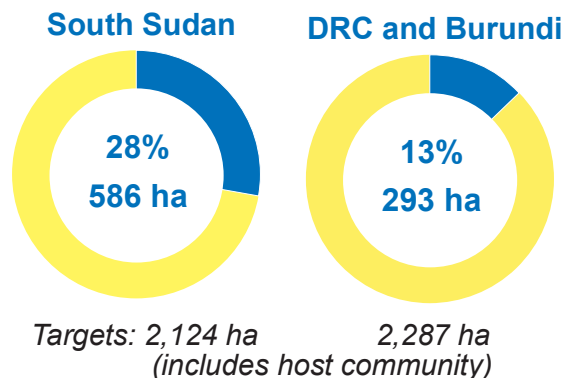
For the remainder of 2021, the Environment sub sector has prioritized establishment of new woodlots especially in West Nile settlements and 20ha by the Moyo and Obongi District Local Governments (DLGs); restoration of the remaining 150 ha in Kulua and Bugoma CFRs; maintenance of old woodlots, wetland restoration, household tree planting, environmental and social impact assessments for development projects in Yumbe and continuous sensitization.

### KEY PERFORMANCE INDICATORS AND ACTIVITY OUTPUTS

#### Extent environmental risks associated with the operation are mitigated

- 2 Commemorations: World Environment Day & World Refugee Day
- 71 Environment awareness sessions
- 39 Radio shows

#### Hectares woodlots established and maintained



- 2,420,377 Seedlings distributed
- 3,585 Refugees and hosts engaged through cash for work
- 30 Tree nurseries supported
- 621 ha of Central Forest Reserves protected

#### Multi-year Humanitarian-Development Projects & Relevant Strategies:

- World Bank DRDIP
- FAO/SIDA Climate Resilient Livelihoods for Women Economic Empowerment in West Nile and Karamoja Regions of Uganda (2018 – 2023)
- SIDA/CoS/NRC/ACF/LWF Mutual and Inter-related Resilience Programme (2019 – 2023)
- DANIDA Northern Uganda Resilience Initiative (NURI) – 2018 – 2022



### ENERGY OVERVIEW

**Objective 2: Access to sufficient and sustainable basic energy services for lighting, power and cooking increased and carbon emissions abated**

#### Results Analysis

By end of Quarter 2, a total of 12,173 energy saving stoves had been disseminated to households (51% in SSD situation and 49% in DRC) as well as 12 energy efficient stoves at institutional level (7 in South West and 5 in SSD). In the urban, 500 stoves and 500 heat retaining baskets were produced while 74 of these were disseminated to refugees and host community households. A total of 100kg of briquettes were distributed to vulnerable household to meet their cooking needs. Six (6) health centres in Rhino Camp and Imvepi were solarized to improve health service delivery. The revised Draft of the Sustainable Energy Response Plan was also developed with alignment to the Program Implementation Action Plan (PIAP) for the Sustainable Energy Development Program ongoing before it is validated by stakeholders.

#### Challenges

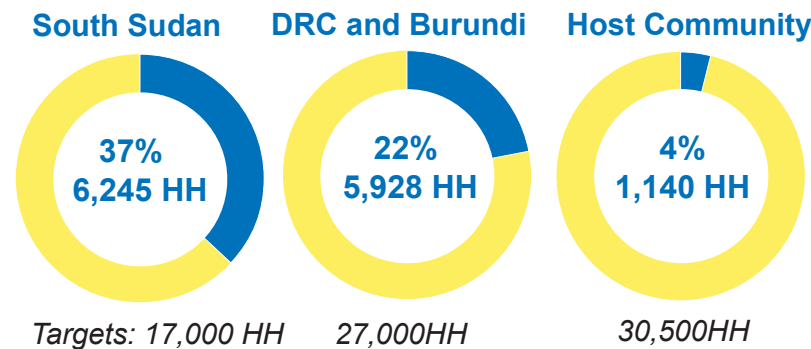
These include: resurgence of COVID-19 pandemic resulting in school closure and affecting the number of people that can be trained in stove construction and production of heat retaining baskets; funding limitations.

#### Key Priorities

Solarisation of schools, last mile electricity connections, provision of fuel for cooking to PSNs, construction of improved cookstoves, mapping of E&E interventions, awareness creation and training refugees and nationals.

### KEY PERFORMANCE INDICATORS AND ACTIVITY OUTPUTS

#### Access to Energy-Saving Equipment



**10,810** HH sensitized on energy-saving practices  
**25** Groups trained in energy tech  
**13,206** HH reached with energy-saving stoves (includes host community)

#### Institutions Using Sustainable Energy

Institutions fit-up with stoves

**12**

#### Multi-year Humanitarian-Development Nexus Projects

- Energy Solutions for Displacement Settings Uganda Project (2019 – 2022).
- I4SD Solar Generation for Diesel Replacement Project in Rubondo, Nakivale Settlement.
- Green Fund Project – Sida/UNHCR (2020 – 2022).
- Green Box Project - UNHCR.



### INSTITUTIONAL STRENGTHENING OVERVIEW

**Objective 3: Energy, environment and climate action programming and coordination strengthened and mainstreamed across all sectors.**



Coordination

- 5** WorkGrEEen (E&E Working Group) monthly coordination meetings held at national level
- 7** ECCDPG (Environment & Climate Change Development Partners Group) monthly coordination meetings held
- 1** Program Working Group Meeting for Natural Resources, Environment, Climate Change, Land and Water Resources Management Program
- 6** Task Team Meetings held for the development of the Sustainable Energy Response Plan (SERP).



Water, Sanitation & Hygiene

**37.4%** Water pumped (**8,129,000** L/d) through renewable energy (*as of June 2021*)

- 1** Faecal sludge treatment facility set up in Kyaka II



Shelter, Settlement & NFI

**293** Individuals trained and engaged in sustainable construction



Livelihoods & Resilience

#### Promotion of Green Livelihoods

**477** Individuals trained on apiary farming and provision of **3,415** beehives



**17**  
Partners



E&E Funding required (2021) **\$ 37.2M**

E&E Funding received (2021) **\$ 2.5M**

# Operational Presence

## Yumbe

Caritas, DCA, UNHCR, WHH

## Koboko

HADS

## Madi Okollo & Terego

Caritas, DCA, DRC, ECO, SCI, TVRA, UNHCR, URCS

## Kikuube

LWF, Nsamizi, UNHCR, UNICEF

## Kyegegwa

AWYAD, DLG, Nsamizi, UNHCR, WFP

## Kamwenge

LWF, Nsamizi, UNHCR

## Isingiro

NFA, Nsamizi, Oxfam, UNHCR

Kisoro DLG

## Obongi

DRC, LWF, UNHCR

## Lamwo

DRC, LWF, UNHCR

## Adjumani

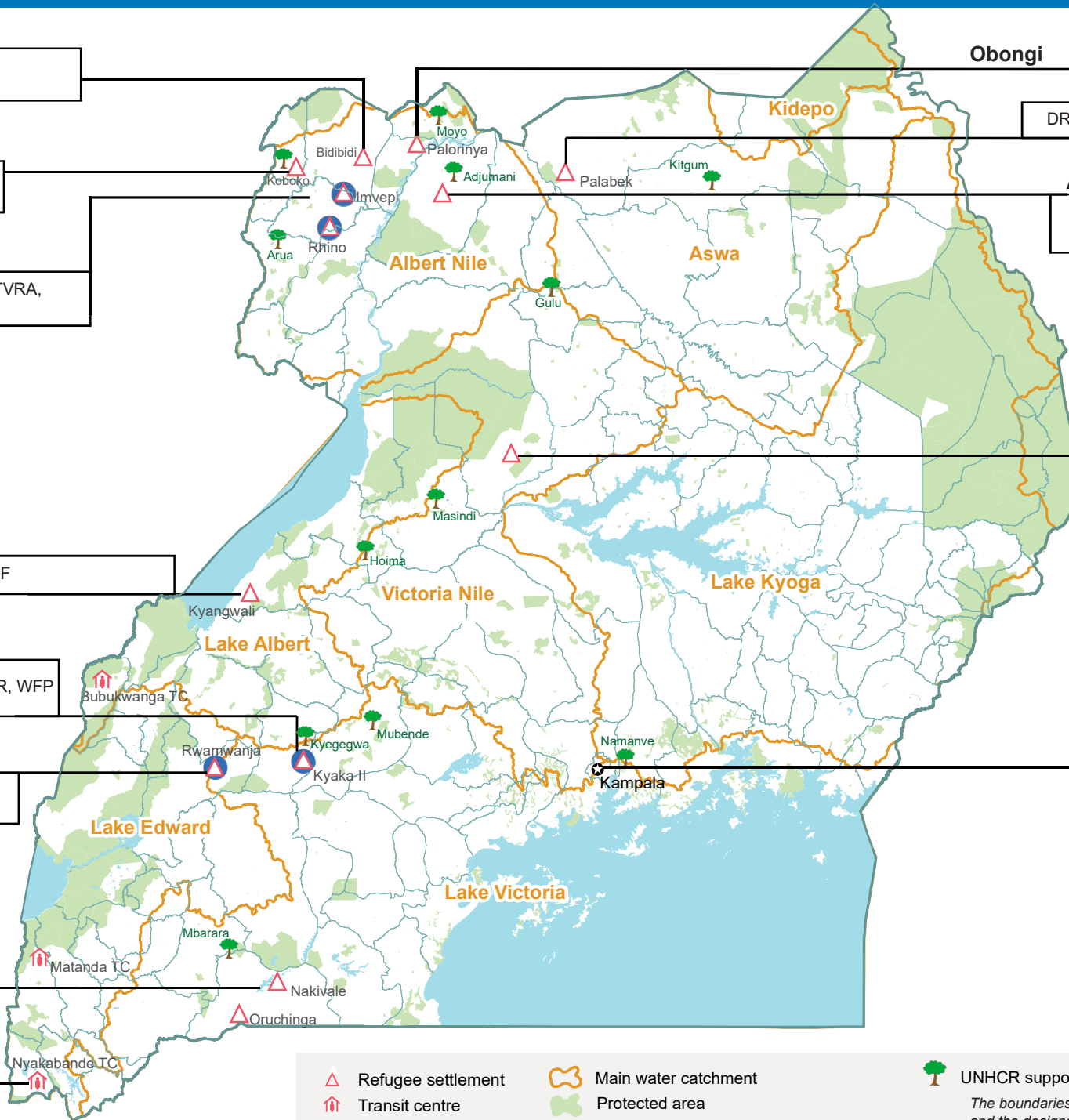
DRC, LWF, SCI, UNHCR

## Kiryandongo

DCA, SCI, UNHCR

## Kampala

RGF, UNDP



Refugee settlement	Main water catchment	UNHCR supported NFA nurseries
Transit centre	Protected area	<i>The boundaries and names shown and the designations on this map do not imply official endorsement or acceptance by the United Nations</i>
Capital city	Refugee settlement whose site plans are updated with protected areas and Woodlots	
District boundary		