Food Security Dashboard

Quarter 2

Uganda Refugee Response Plan (RRP) 2020-2021

January - June 2021

Overview

General food assistance continues to enable refugees to meet their immediate food and nutrition needs and sustain a minimum level of food security. During the period, WFP provided hot meals to over 2,000 DRC asylum seekers in Bubukwanga transit centre and others pending registration, relocation and approval by Refugee Eligibility Committee in the settlements. Resource constraints remained a challenge with refugees receiving a 60 percent ration for both in-kind and CBT across all settlements. However, all commodities in the food basket were provided. To reduce risk of contacts during the prevailing COVID-19 pandemic context, WFP continued to provide two-month rations for all settlements except PoCs in Nakivale, Oruchinga, Kyaka and Kyangwali receiving monthly cash transfers through the Agent Banking system. In addition, Kiryandongo, Palabek, Palorinya and Imvepi were provided food and cash rations in the off months. During the quarter a total of 1,295,603 refugees received food assistance of which 54% (696,368) received cash and 46% (599,235) received in-kind food.

WFP and Partners continued to expand the use of digital cash transfers, by supporting refugees to open fully-fledged bank accounts and establishing networks of bank agents across various settlements, including Rwamwanja, Kyaka II, Kyangwali and Imvepi. However due to the COVID-19 movement restrictions, registration and enrolment activities were suspended in some of the refugee settlements. WFP continued availing cash to refugees in ten settlements using 'Bank on wheels' in partnership with Post Bank and Agent Banking by Equity Bank. This gave additional flexibility to PoCs to choose locally available food commodities, has enhanced local market prospects and the efficiency for WFP's provision of food assistance and reduced the time people spent at Food Distribution Points, thereby limiting the risk of potential exposure to COVID 19. The CBT transfer modality was rolled out in Imvepi during the reporting period while expansion to Palorinya refugee settlement will be implemented in July targeting at least 10% of the beneficiaries in the settlement by the end of 2021. The cash will be transferred digitally to Persons of concern using agent banking and will be coupled with financial literacy trainings.

Finnish Refugee Council (FRC) continued with financial literacy training in 8 refugee settlements, targeting refugees and asylum seekers who receive WFP's assistance through cash-based transfers. During the quarter, a total of 1,636 (1,064male and 572 females (35%) ToTs had been trained. One of the challenges encountered is high turnover of trainers, either for better opportunities or personal issues. Since January 2021, a total of 86,582 (34,371 male and 52,211females (60%) PoCs from 54,509 HHs had completed training from Kyangwali, Nakivale, Adjumani, Kyaka II, Kiryandongo, Rwamwanja, and Oruchinga refugee settlements.

In April 2021, the proportion of households with insufficient/inadequate food consumption among settlement-based refugees remained the same as in March 2021 (42 percent). Palabek had a noticeable improvement in household food consumption, while there was a significant deterioration in Nakivale and Kyangwali. Nakivale (61 percent) and Kyaka II (59 percent) had the highest proportion of households having inadequate food consumption while BidiBidi still had the lowest (13 percent). On the other hand, the host community households had better consumption outcomes than refugees in both settlements and in Kampala.

There was a 6 percent overall increase in household use of negative food based coping strategies for settlement refugees (64 percent in April 2021 Vs 58 percent in March 2021). Use of negative coping strategies was similar for male and female headed households. Among refugees use of negative food-based coping strategies was highest in Adjumani (85 percent) and Kyangwali (83 percent) and lowest in Palabek at 35 percent. Host community households use of medium or high food-based coping strategies increased slightly to 32 percent in April 2021 from 30 percent in March 2021. Coping due to lack of food or money to buy food was higher among refugees than their host community households (64 percent Vs. 32 percent).

Key indicators

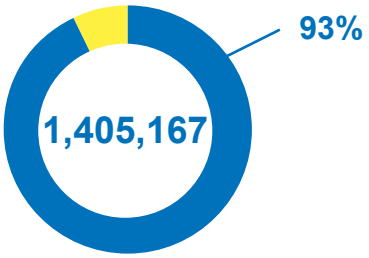

Refugees receiving monthly food assistance

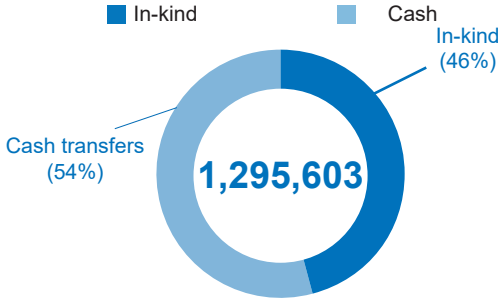

Monthly food assistance by transfer modality

Households with poor or borderline Food Consumption Score

Objective: Refugees have access to adequate nutritious food to meet their basic food and nutrition needs

Indicator | *Actual* | *Target/Standard ('21)* | *Actual* ■ *against annual target* ■ *or standard*

Refugees receiving in-kind food assistance

	Actual	Target/Standard ('21)	Actual against annual target
- Congolese and other refugees	7,865	441,361	2% of the refugee pop. in settlements
- South Sudanese refugees	589,980	917,415	64% of the refugee pop. in settlements
- Burundian refugees	1,390	46,391	3% of the refugee pop. in settlements

0 20 40 60 80 100

Refugees receiving food assistance through cash transfers

	Actual	Target/Standard ('21)	Actual against annual target
- Congolese and other refugees	384,689	523,811	73% of the refugee pop. in settlements
- South Sudanese refugees	272,460	923,565	29% of the refugee pop. in settlements
- Burundian refugees	39,219	51,066	77% of the refugee pop. in settlements

0 20 40 60 80 100

Achievements data: ActivityInfo (reported by sector lead) **Author:** UNHCR Representation in Uganda **Feedback:** ugakaimug@unhcr.org **For more info:** www.ugandarefugees.org

Sector contact: Robert Dekker (WFP)
robert.dekker@wfp.org ,+256782635317

Published: July 2021

Indicator	Actual	Target/Standard ('21)
Households with poor or borderline Food Consumption Score		
- Congolese and other refugees	47.3%	20%
- South Sudanese refugees	34.7%	18%
- Burundian refugees	58.3%	19%

Actual against annual target or standard

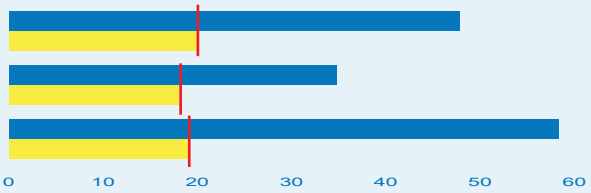

Objective: Targeted food assistance provided to the most vulnerable refugee households based on assessed needs

Indicator	Actual	Target/Standard ('21)
Coping Strategy Score of refugee households		
- Congolese and other refugees	22.7	13
- South Sudanese refugees	19.1	6
- Burundian refugees	20.3	18

Actual against annual target or standard



Food Security Funding required (2021) **$ 214.3M**

Food Security Funding received (2021) **$ 50.3M**

Operational presence

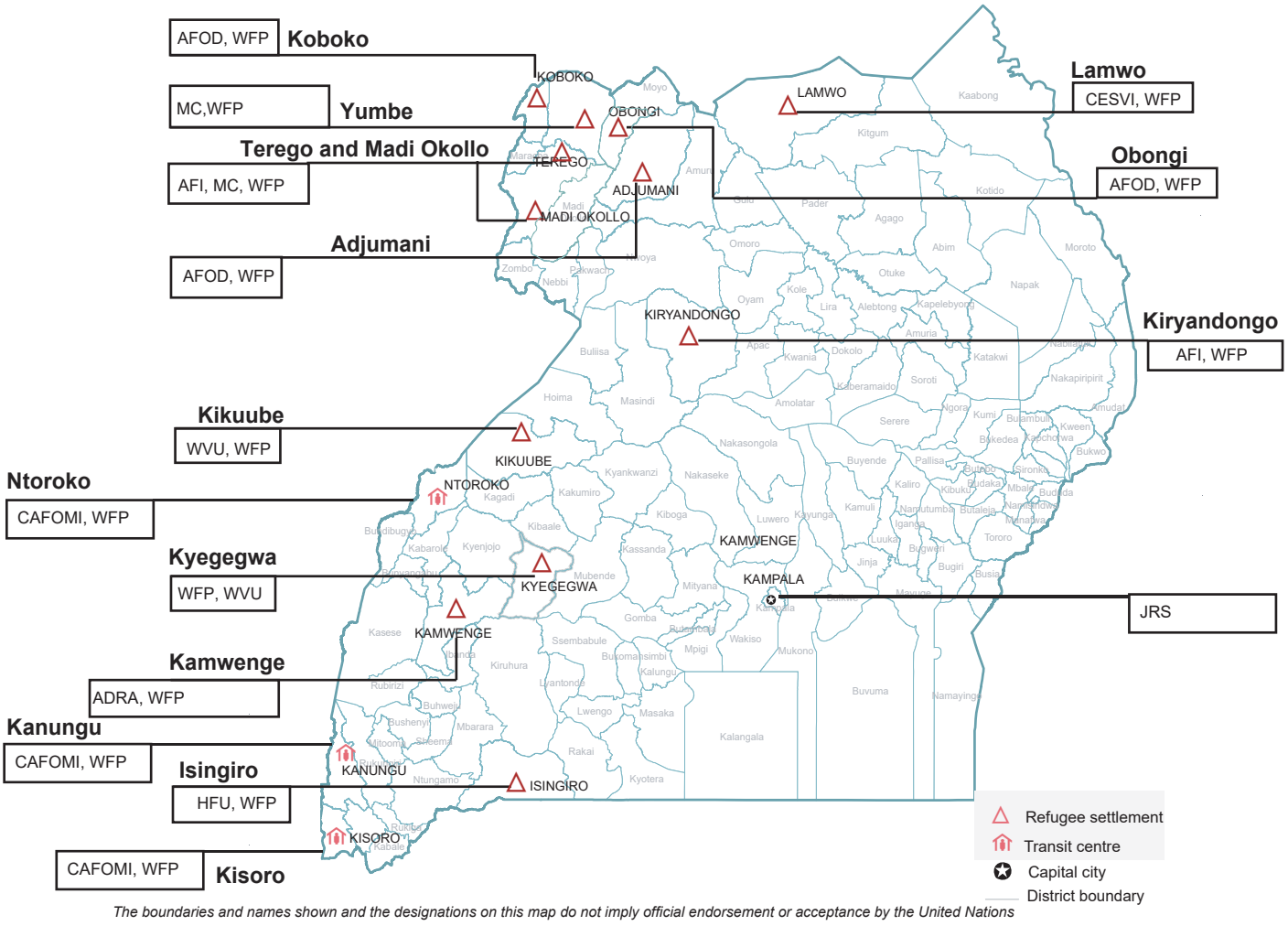

The boundaries and names shown and the designations on this map do not imply official endorsement or acceptance by the United Nations

Partners

Adventist Development and Relief Agency (ADRA) | Airtel Uganda | Alliance Forum for Development (AFOD) | Andre Foods International (AFI) | Care and Assistance for Forced Migrants (CAFOMI) | Cooperazione e Sviluppo (CESVI) | Equity Bank Limited | Finnish Refugee Council (FRC) | Jesuit Refugee Service (JRS) | Mercy Corps (MC) | Hunger Fighters Uganda (HFU) | Post Bank Uganda (PBU) | United Nations World Food Programme (UN WFP) | Uganda Red Cross Society (URCS) | World Vision International (WVI)