

Active Registered Persons Of Concern

66,558



66,557

100.0%



1

0.0%



8,414

12.6%



39,708

59.7%



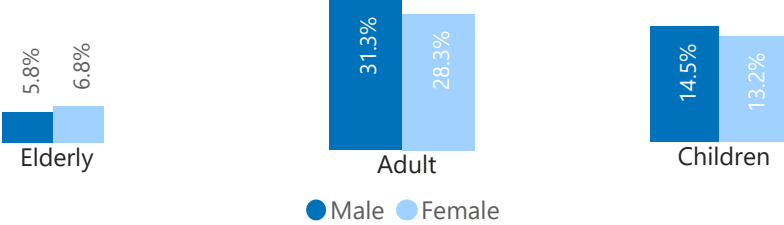
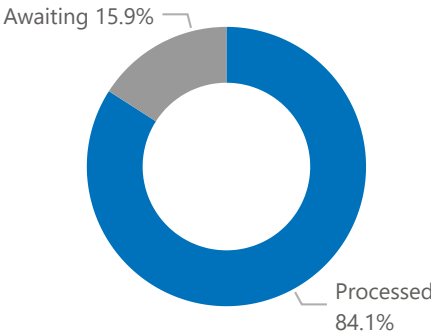
18,436

27.7%

Age and Gender

Gender	0-4	5-11	12-17	18-35	36-59	60+
Male	701	4,626	4,294	10,917	9,945	3,873
Female	685	4,238	3,892	9,535	9,311	4,541
Total	1,386	8,864	8,186	20,452	19,256	8,414
	2.1%	13.3%	12.3%	30.7%	28.9%	12.6%

Biometric Statistics



Origin Country

IRQ	66,558	100.0%
-----	--------	--------

Specific Needs

Serious medical condition	10,967	1.4%
Disability	Under Validation	
Specific legal and physical protection needs	2,216	0.3%
Woman at risk	2,040	0.3%
Child at risk	1,850	0.2%
Single parent	1,171	0.2%
Older person at risk	983	0.1%
Unaccompanied or separated child	80	0.0%

Year of Arrival

Pre 2011	13,601	21.7%
2011	2,322	3.7%
2012	2,506	4.0%
2013	4,554	7.3%
2014	15,690	25.1%
2015	7,566	12.1%
2016	8,264	13.2%
2017	5,522	8.8%
2018	2,497	4.0%
2019	51	0.1%
2020	29	0.0%
2021	0	0.0%

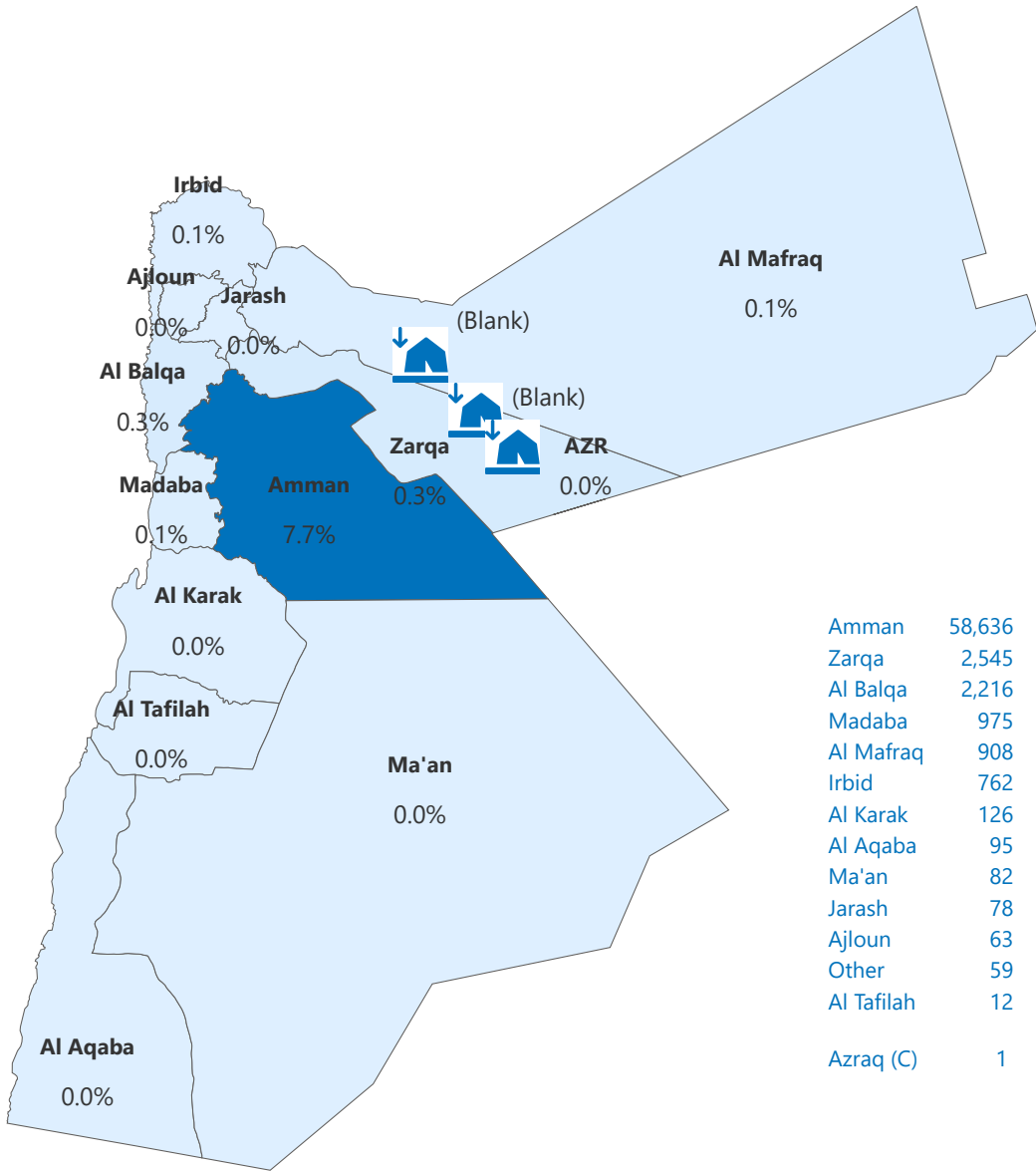
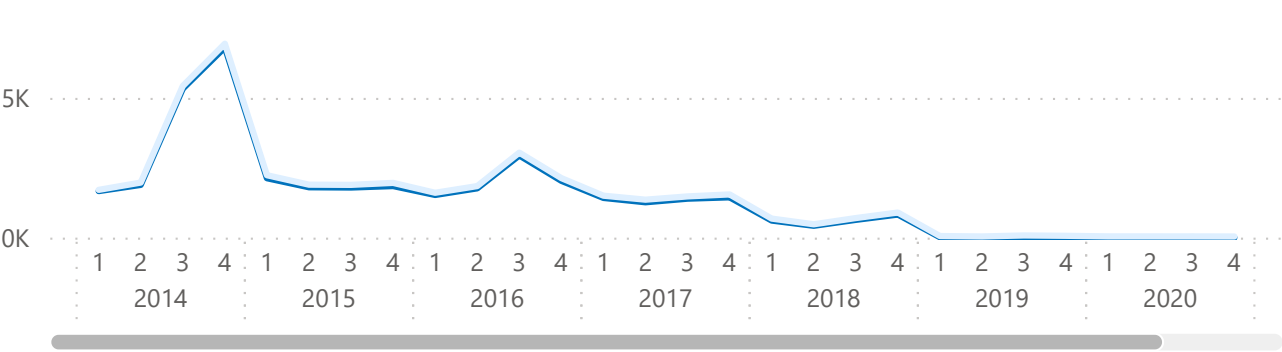
babies who are represented under the registration trend.

Registration Trend

Pre - 2011	133,236	9.7%
2011	7,770	0.6%
2012	4,088	0.3%
2013	5,396	0.4%
2014	21,537	1.6%
2015	9,870	0.7%
2016	10,563	0.8%
2017	7,070	0.5%
2018	3,220	0.2%
2019	431	0.0%
2020	127	0.0%
2021	265	0.0%

Registration Trend Quarterly

● Arrival ● Registered



Amman	58,636
Zarqa	2,545
Al Balqa	2,216
Madaba	975
Al Mafraq	908
Irbid	762
Al Karak	126
Al Aqaba	95
Ma'an	82
Jarash	78
Ajloun	63
Other	59
Al Tafilah	12
Azraq (C)	1