

Somalia

1 - 30 September 2021

In September, 19,000 new internal displacements were monitored by the UNHCR-led Protection and Returns Monitoring Network (PRMN). Drivers include conflict and insecurity (7,000), drought related (8,000) and flood (3,000).


27,858
Refugees & Asylum-Seekers

At the end of September 2021, there were 27,858 refugees and asylum-seekers registered in Somalia, mainly from Ethiopia (14,673 asylum seekers and 4,280 refugees) and Yemen (7,657 refugees). The remaining 1,248 persons were from other countries including Syria (959), Tanzania (135) and Eritrea (90).


92,348

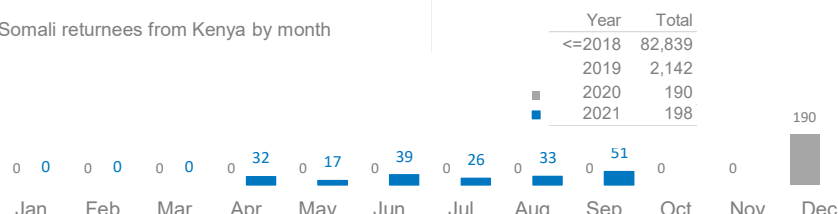
Refugee Returnees (2014 - 2021)

Since December 2014, 92,348 Somali refugees have voluntarily returned to Somalia with UNHCR assistance from different countries of asylum including Kenya, Yemen, Djibouti, Libya, Sudan and Eritrea. In addition, some 41,027 Somalis were monitored as arriving from Yemen since March 2015.

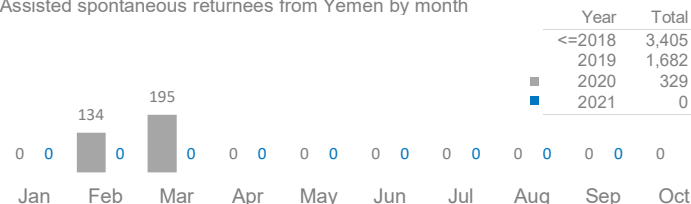
Region	Ethiopia	Yemen	Other
Woq. Galbeed	9,925	3,460	927
Bari	5,532	1,461	23
Nugaal	1,842	207	17
Mudug	1,198	29	16
Togdheer	188	101	34
Sanaag	131	14	4
Awdal	50	145	8
Banadir	6	2,105	194
Lower Shabelle		59	
Other	81	92	7
TOTAL	18,953	7,673	1,230

Region	Kenya	Yemen	Other
Lower Juba	54,508	16	126
Banadir	15,641	4,120	829
Bay	9,655	83	22
Gedo	2,922	2	43
Middle Juba	1,539		1
Middle Shabelle	798	41	25
Lower Shabelle	104	79	1
Hiraan	42	6	22
Woq. Galbeed	18	527	259
Galgaduud	15		3
Nugaal	13	29	16
Other	114	513	216
TOTAL	85,369	5,416	1,563

Somali returnees from Kenya by month



Assisted spontaneous returnees from Yemen by month



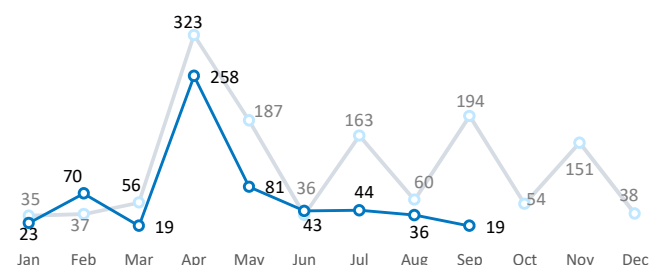
Somalia Internal DISPLACEMENT

Displacements monitored by UNHCR Protection and Return Monitoring Network (PRMN)

Monthly internal displacement (2020 - 2021)

(in thousands)

Year	People
2020	1,336,000
2021	593,000



Population of concern

*Internally displaced persons **2,967,500**

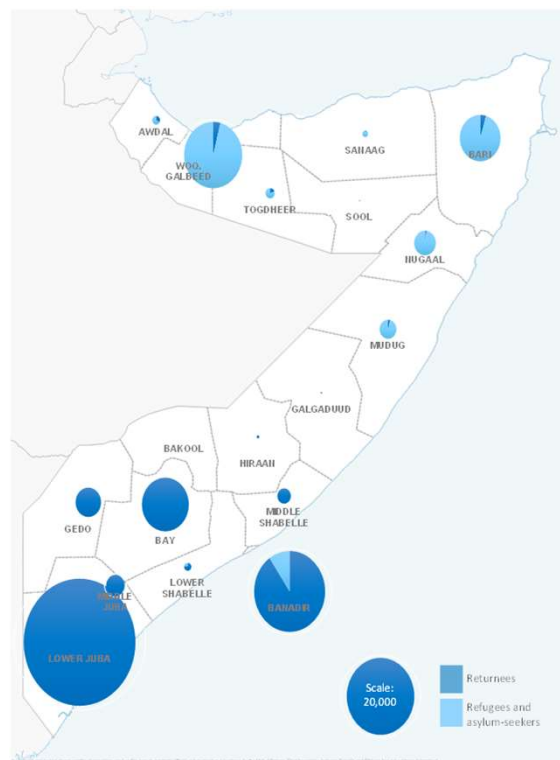
Returnees 92,348

Asylum-seekers 14,943

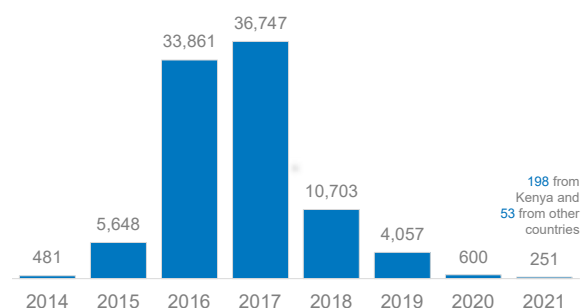
Refugees 12,915

*Estimated internally displaced persons as of 31 July 2018
(Source: Information Management Working Group)

Returnees, refugee and asylum seekers map



Number of returnees (with assistance from UNHCR) since 2014



2021 displacement reasons

Conflict/Insecurity	420,000
Drought related	98,000
Flood	62,000
Other	13,000
Total	593,000

2021 top arrival regions

Banadir	221,000
Bay	69,000
Gedo	60,000
Middle Shabelle	40,000
Mudug	32,000
Hiraan	29,000
Galgaduud	27,000
Lower Shabelle	24,000
Other	91,000
Total	593,000

Sep 2021 displacement reasons

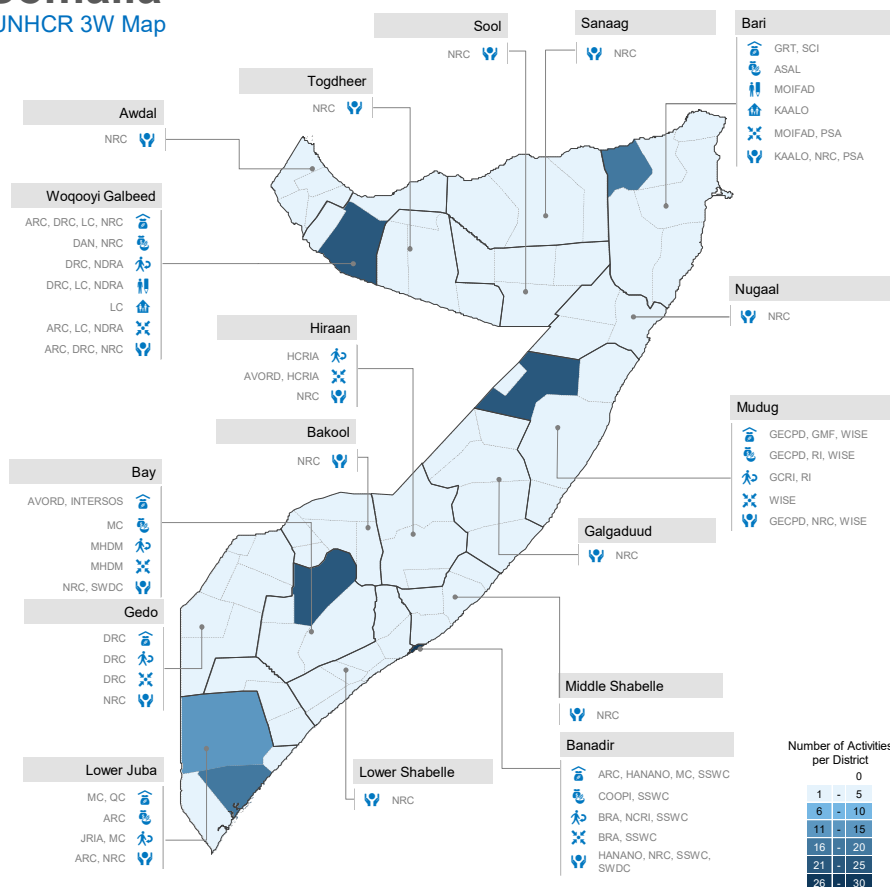
Drought related	8,000
Conflict/Insecurity	7,000
Flood	3,000
Other	1,000
Total	19,000

Sep 2021 top arrival regions

Banadir	4,000
Lower Juba	3,000
Hiraan	2,000
Galgaduud	2,000
Bari	2,000
Sanaag	1,000
Gedo	1,000
Lower Shabelle	1,000
Other	3,000
Total	19,000

Somalia

UNHCR 3W Map



Number of activities by region and category

	Basic Needs and Essential Services	Leadership, Coordination and Partnerships	Favourable Protection Environment	Fair Protection Processes and Documentation	Durable Solutions	Security from Violence and Exploitation	Community Empowerment, Self Reliance and Self Management	Logistics and Operations Support
Awdal								4
Bakool								5
Banadir	10	3	3					9
Bari	6	2	1	4	1			8
Bay	8	3	3					12
Galgaduud								5
Gedo	2			2				6
Hiraan				1				3
Middle Juba								3
Lower Juba	11	1	6					19
Mudug	5	3	4	1				11
Nugaal								3
Sanaag								4
Middle Shabelle								4
Lower Shabelle								7
Sool								4
Togdheer								4
Woqooyi Galbeed	6	3	5	2	3	1		6

Category	Sub-category
BASIC NEEDS AND ESSENTIAL SERVICES	Water, Transport, Cash Grants, Core Relief Items, Education, Health
LEADERSHIP, COORDINATION AND PARTNERSHIPS	Cluster Coordination - Protection, Shelter, CCCM
FAVOURABLE PROTECTION ENVIRONMENT	Facility Rehabilitation, Equipment, Peaceful Coexistence
FAIR PROTECTION PROCESSES AND DOCUMENTATION	Registration, Profiling, Civil Documentation
DURABLE SOLUTIONS	Return Assistance, Transit Center, Counseling
SECURITY FROM VIOLENCE AND EXPLOITATION	Legal Protection, SGBV Prevention & Response, Material Assistance, PRMN
COMMUNITY EMPOWERMENT, SELF RELIANCE AND SELF MANAGEMENT	Cash Grants, Employment, Business, Vocational Training
LOGISTICS AND OPERATIONS SUPPORT	PDM, Warehouse Management, Transport

UNHCR Presence

Staff
115 National Staff
47 International Staff
27 Affiliate Workforce

Offices
1 Country Office in Mogadishu
3 Sub-Offices in Gaalkacyo, Hargeysa and Mogadishu
1 Field Office in Bossaso
6 Field Units in Baidoa, Dhobley, Garoowe, Kismayo, Berbera and Doolow
1 Support Office in Nairobi

Contact
Magatte Guisse, Representative, Somalia
guisse@unhcr.org, Cell: +252 611 634 665

Links

[Somalia: Global Focus](#) - [Somalia: Information sharing portal](#) - [UNHCR Somalia](#) - [@UNHCRSom](#) - [Facebook: UNHCR Somalia](#) - [Somalia internal displacement](#)

UNHCR is grateful for the generous contributions of donors who have directly contributed to the UNHCR Somalia operation in 2021



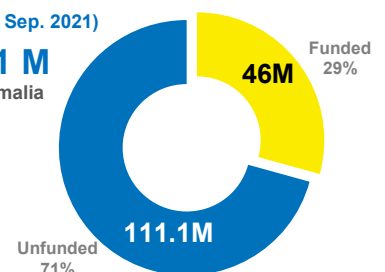
Print date:

Sources: UNHCR, UNDP

Author: UNHCR Somalia

Funding (as of 28 Sep. 2021)

USD 157.1 M
requested for Somalia



UNEARMARKED CONTRIBUTIONS | USD

Norway 80 million | Sweden 66.9 million | Private donors Spain 55.7 million | Netherlands 36.1 million | Denmark 34.6 million | Private donors Republic of Korea 28.5 million | United Kingdom 28.4 million | Germany 26 million | Private donors Japan 23.6 million | Japan 23.4 million | France 20.2 million | Switzerland 16.4 million | Private donors Italy 14 million | Private donors Sweden 13 million | Ireland 12.5 million | Belgium 11.9 million | Italy 10.7 million

Algeria | Armenia | Australia | Austria | Bulgaria | Canada | Costa Rica | Cyprus | Estonia | Finland | Holy See | Iceland | Liechtenstein | Luxembourg | Malta | Monaco | Montenegro | Morocco | New Zealand | Peru | Philippines | Portugal | Republic of Korea | Russian Federation | Saudi Arabia | Singapore | South Africa | Thailand | Turkey | Uruguay | Private donors

OTHER SOFTLY EARMARKED CONTRIBUTIONS | USD

United States of America 33 million | Germany 29.7 million | Private donors Australia 8.7 million | Canada 5.6 million | Private donors Germany 3.2 million

France | Japan | Luxembourg | Norway | Spain | Private donors