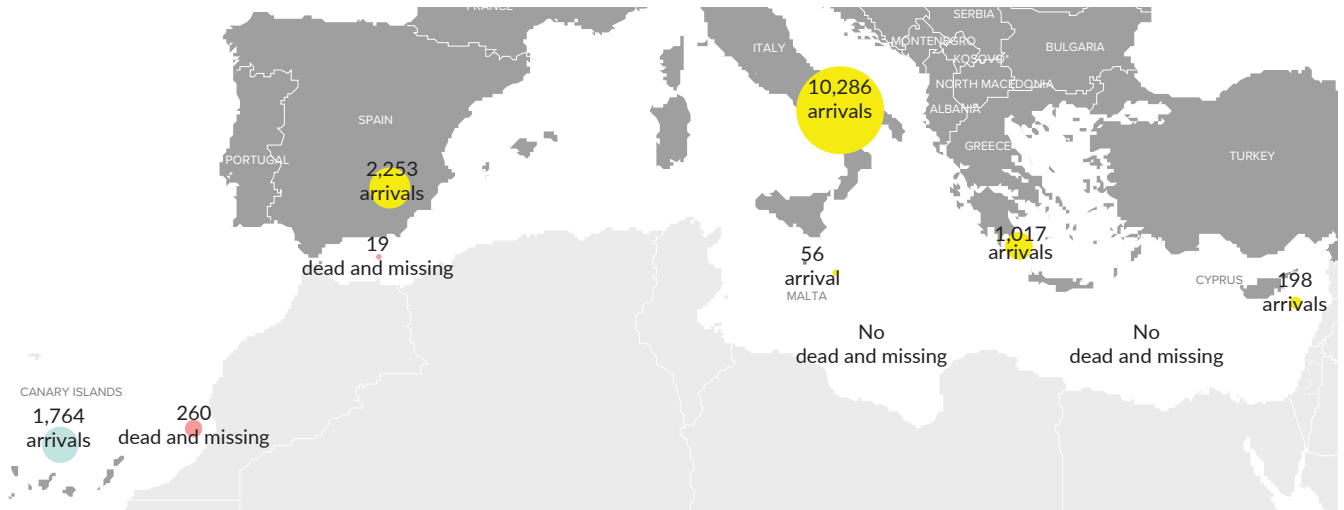


# EUROPE SITUATIONS: DATA AND TRENDS

## ARRIVALS AND DISPLACED POPULATIONS

### AUGUST FIGURES (1-31 AUGUST 2021)



Includes Serbia and Kosovo (S/RES/1244 [1999]). The boundaries and names shown, and the designations used on this map do not imply official endorsement or acceptance by the United Nations.

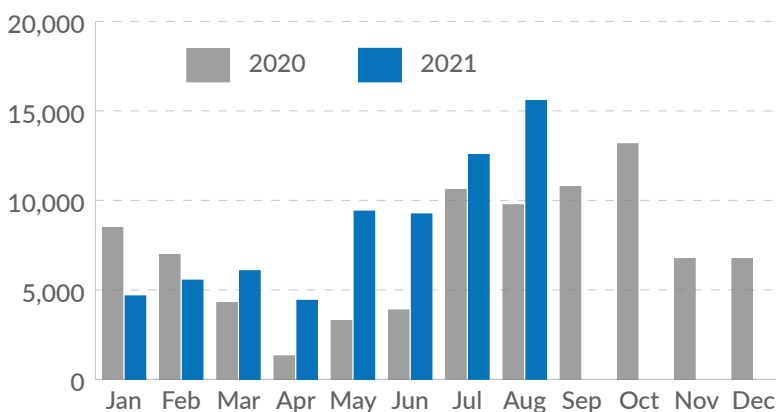
### CUMULATIVE FIGURES<sup>1</sup> (1 JANUARY - 31 AUGUST 2021)

**67,482** estimated arrivals

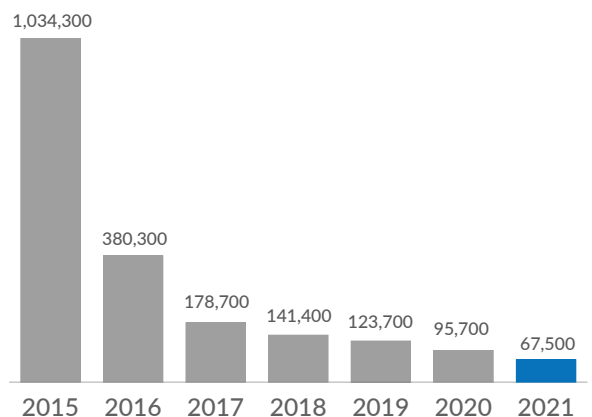
**1,659** estimated dead and missing at sea

CANARY ISLANDS ROUTE <sup>2</sup>	WESTERN MEDITERRANEAN ROUTE <sup>3</sup>	CENTRAL MEDITERRANEAN ROUTE <sup>4</sup>	EASTERN MEDITERRANEAN ROUTE <sup>5</sup>
9,298 arrivals no arrivals by land	11,306 arrivals, of which 1,008 by land	39,874 sea arrivals no arrivals by land	7,004 arrivals, of which 3,419 by land
465 dead and missing	207 dead and missing	981 dead and missing	6 dead and missing

Total Monthly Arrivals through the Mediterranean routes and the Canary Islands route



Yearly arrivals (rounded)



<sup>1</sup> Dead and missing figures refer to the Mediterranean and Canary Islands routes. Information is compiled from a variety of sources, the quality and reliability of which can vary. While every effort has been made to ensure that all statistical information is verified, figures on some arrivals, as well as dead and missing at sea, represent an estimate. Triangulation of information and sources is performed on a continuous basis. Therefore, amendments in figures may occur, including retroactively.

<sup>2</sup> Includes sea arrivals in Canary Islands (Spain) via the Atlantic Ocean.

<sup>3</sup> Includes sea and land arrivals in Spain via the Western Mediterranean route.

<sup>4</sup> Includes sea arrivals in Italy and Malta.

<sup>5</sup> Includes sea and land arrivals in Greece and sea arrivals in Cyprus.

## ARRIVALS TO EUROPE

In August, some 15,600 refugees and migrants arrived in Europe via the Mediterranean and Canary Islands routes, a 24% increase compared to July. Of these, some 10,300 (66%) persons arrived in Italy, 20% more than last month. Arrivals in Spain through the Western Mediterranean and Canary Islands routes increased by 32% compared to July, while arrivals in Greece increased by 56% in the same period.

**203%**

Increase in arrivals to Canary Islands in August 2021 compared to July 2021.

Out of some 10,300 refugees and migrants who arrived in Italy in August, the majority had departed from Tunisia and Libya (48% and 30%, respectively). The number of arrivals in Italy from Libya in August increased by 25% compared to July. Meanwhile, some 4,200<sup>6</sup> refugees and migrants who departed from Libya in August were intercepted or rescued by Libyan authorities and disembarked back in Libya, a slight increase of 3% compared to the previous month. According to available data, most people departing from Libya so far this year were from Bangladesh, Egypt and Eritrea, while people arriving in Italy from Tunisia originated mainly from Tunisia, Côte d'Ivoire and Guinea.

Of the 4,000 refugees and migrants who arrived in Spain in August, 56% arrived through the Western Mediterranean route. Arrivals in the Canary Islands in August (1,764) increased by 203% compared to July, in line with seasonal trends observed in 2020. Overall, the number of arrivals in Spain from January to August 2021 through both routes was 46% higher than in the same period last year.

Over 1,000 refugees and migrants arrived in Greece this month, a 56% increase compared to July. However, the overall number of arrivals in Greece in the first eight months of 2021 decreased by 54% compared to the same period last year, as allegations of pushbacks at land and sea borders continued. Turkish authorities reported rescuing or intercepting some 2,400 refugees and migrants in August at sea, a 41% increase compared to July.

**i** For more information please visit <https://data2.unhcr.org/en/situations/mediterranean>

## SOUTH EASTERN EUROPE<sup>7</sup>

In August, some 3,000 people arrived in or transited through the subregion as part of mixed movements, on par with July 2021, but 53% fewer than in August 2020. From January to August 2021, 19,430 people arrived in or transited through the subregion, 44% fewer than in the same period in 2020.

Some 108 persons submitted an asylum application in August, a 35% decrease compared to July (167). The main countries of origin of these applicants were Morocco (21%), the Syrian Arab Republic (18%) and Algeria (9%). In August, 45% of asylum applications were lodged by children, of whom 65% were unaccompanied or separated.

Only 10 asylum interviews were conducted in August in the subregion, and three positive first-instance decisions were issued (all subsidiary protection status), while 14 applications were rejected and 33 were closed, as the applicants were no longer present in the country of application. As of the end of August in the subregion, 441 asylum application cases were still pending.

**i** For more information please visit <http://data2.unhcr.org/en/situations/southeasterneurope>

## OTHER SITUATIONS

### Turkey

Refugees	4 million
Asylum-seekers	330,000

% of Syrians among the refugees **98%**

**i** For more information, please see the UNHCR Turkey Operational Update Jul - Aug 2021

### Ukraine

Internally displaced persons <sup>8</sup>	734,000
Refugees	2,300
Asylum-seekers	2,700
Stateless persons	35,900
Other persons of concern <sup>9</sup>	1.62 million

**i** For more information, please see the UNHCR Ukraine Operational Update Jun- Jul 2021

<sup>6</sup> <https://data2.unhcr.org/en/documents/download/88500>

<sup>7</sup> Includes Albania, Bosnia and Herzegovina, Montenegro, North Macedonia, Serbia and Kosovo (S/RES/1244 [1999]).

<sup>8</sup> Residing more permanently in government-controlled areas (GCA). OCHA - [2021 Humanitarian Needs Overview - Ukraine](#), February 2021.

<sup>9</sup> Estimated number of vulnerable, conflict-affected persons living along the 'contact line' in government-controlled areas (GCA) and non-government controlled areas (NGCA), Protection Cluster, UNHCR - December 2020.