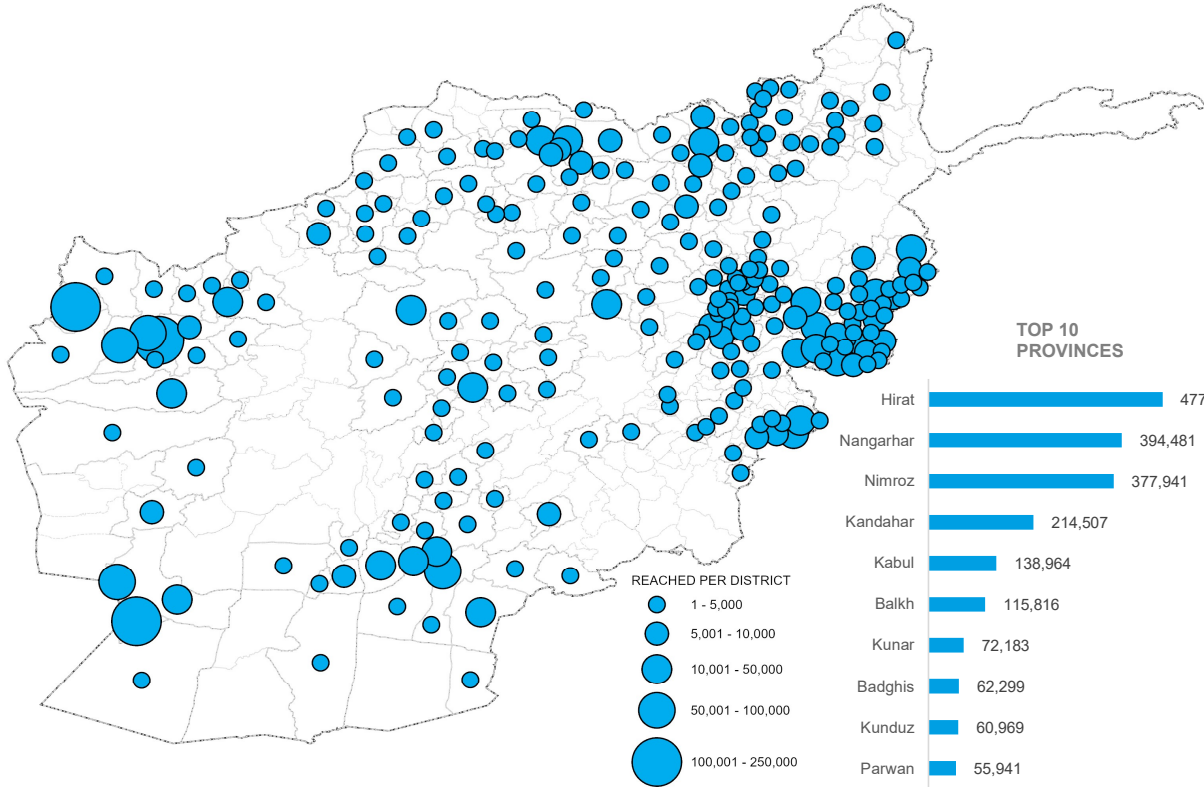


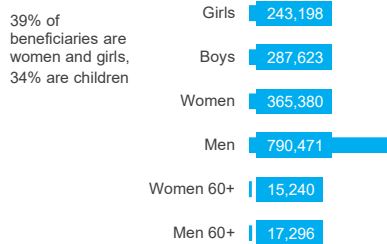


1,719,209
PEOPLE REACHED

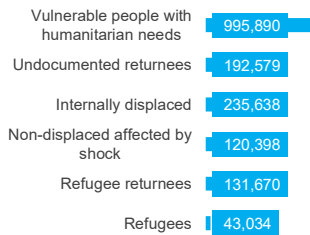
Individuals reached with specialized protection services including child protection, gender-based violence, housing, land and property, and mine action, and with general protection services



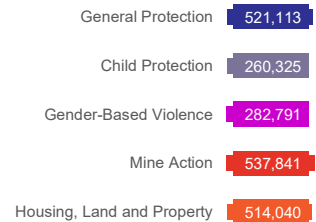
AGE AND GENDER



POPULATION GROUPS



SECTORS



REPORTING PARTNERS

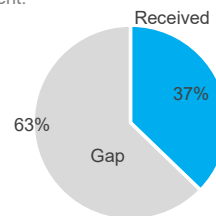
AAA, AABRAR, AAR, ADWSO, APA, ARAA, AREA, ASCHIANA, ATC, AWEC, CARE, CARITAS-G, CHA, CIC, CORDAID, CPAN, CRDSA, CWW, DAFA, DDG, DRC, FSD, HADAAF, HALO Trust, HealthNet TPO, HELP-DE, HI, HIIAO, HRDA, HRRAC, HTAC, IMC, INTERSOS, IOM, IPSO, IRC, IRW, JCSSO, MCPA, MDC, MPO, NCA, NRC, OHW, OMAR, ORD, OXFAM, RI, SCI, SHPOUL, SOUND, TDH, UN-HABITAT, UNHCR, UNICEF, VOPOFA, WASSA, WAW, WC-C, WC-UK, WHH, WSTA, WVI, YHDO, ZOA.

Protection IMU afgkaimu@unhcr.org

19 September 2021

FUNDING

Overall Requirement:
USD 114.6 M



Source: FTS, Cluster

KEY INDICATORS



GENERAL PROTECTION

of people who were provided with direct and referral assistance



TARGET	REACHED	GAP
300,000	33%	67%

of people benefiting from Community-Based Protection initiatives



2,000,000	19%	81%
-----------	-----	-----

of people reached through protection monitoring




600,000	5%	95%
---------	----	-----



CHILD PROTECTION

of children and their caregivers reached with center, mobile and home based activities to improve their mental health and psychosocial well-being following program completion



400,000	21%	79%
---------	-----	-----

of girls and boys who have suffered from grave child rights violations (including former CAAC & children in detention) benefited from social and economic reintegration and life-skill assistance



5,000	72%	28%
-------	-----	-----

of girls and boys at risk, including unaccompanied and separated children, and child survivors of SGBV identified, documented, and received case management services



15,000	40%	60%
--------	-----	-----

of people who have been reached by information on COVID-19 and the danger and consequences of hazardous child labor, child marriage, trafficking and other negative coping mechanisms



700,000	21%	79%
---------	-----	-----



GENDER-BASED VIOLENCE

of community members mobilized through community dialogues to prevent and respond to GBV



100,000	172%	100%
---------	------	------

of at-risk IDP, returnee and non-displaced conflict or natural-disaster-affected persons receiving multi-sectoral GBV services (psycho-social, legal, safety, health & case management)



694,933	9%	91%
---------	----	-----

of women and girls in need reached with dignity kits



493,910	8%	92%
---------	----	-----

of women and girls reached with livelihood and leadership interventions



40,500	1.2%	99%
--------	------	-----



MINE ACTION

of direct beneficiaries from the removal of known explosive hazards



289,395	42%	58%
---------	-----	-----

of vulnerable people receiving Explosive Ordnance Risk Education (EORE)



950,261	52%	48%
---------	-----	-----

of conflict-affected people benefitting from Explosive Ordnance Disposal and survey activities



362,848	20%	80%
---------	-----	-----



HOUSING, LAND AND PROPERTY

of individuals receiving information on HLP and LCD rights



183,750	219%	0%
---------	------	----

of individuals receiving counselling and/or legal assistance on HLP and LCD rights



47,844	68%	32%
--------	-----	-----

of government, humanitarian and other partners receiving training and/or technical support on HLP



2,750	63%	37%
-------	-----	-----