Tanzania Refugee Population Update

as of 31 December 2020

UNHCR The UN Refugee Agency

Key Figures

287,331 *
Population of Concern

78.6% 225,846 Living in camps

9.8% 28,190 Living in settlements

11.4% 32,879 Living in villages

0.1% 266 Living in urban area

*** includes 83 POCs in process of status regularization in Dar Es Salaam

90% 249,527 Refugees

10% 28,801 Asylum-seekers

Country of origin

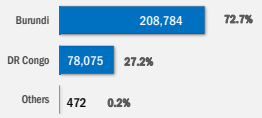

Camp-based population by country of origin

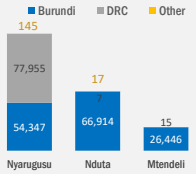

* Population of concern to UNHCR does not include the 162,000 former Burundian refugees (1972) granted citizenship by the Government of Tanzania.

Age and Gender

55% 0-17 Children

3% 60+ Older People

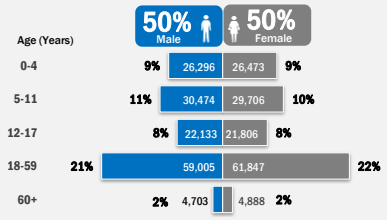

Durable Solutions

Voluntary return of Burundian refugees, 2017-2020

Total Return **109,428**

0-17 Children **56%**

Women & children **78%**

50% Female

50% Male

Local integration

162,000 former Burundian refugees (1972) granted citizenship by the Government of Tanzania.

Resettlement departures by country of origin, 2015-2020

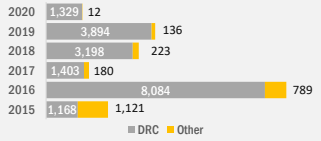

Camp population trend: January to December - 2020

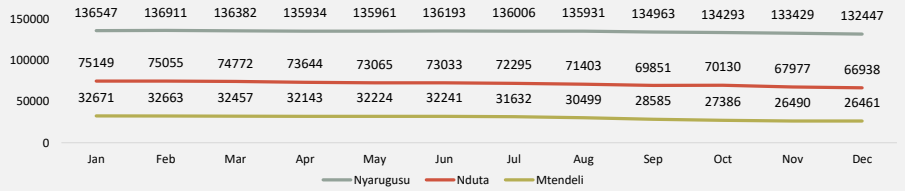

Births vs Deaths

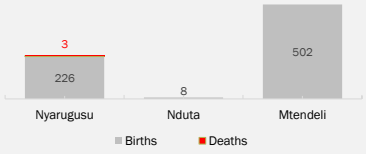

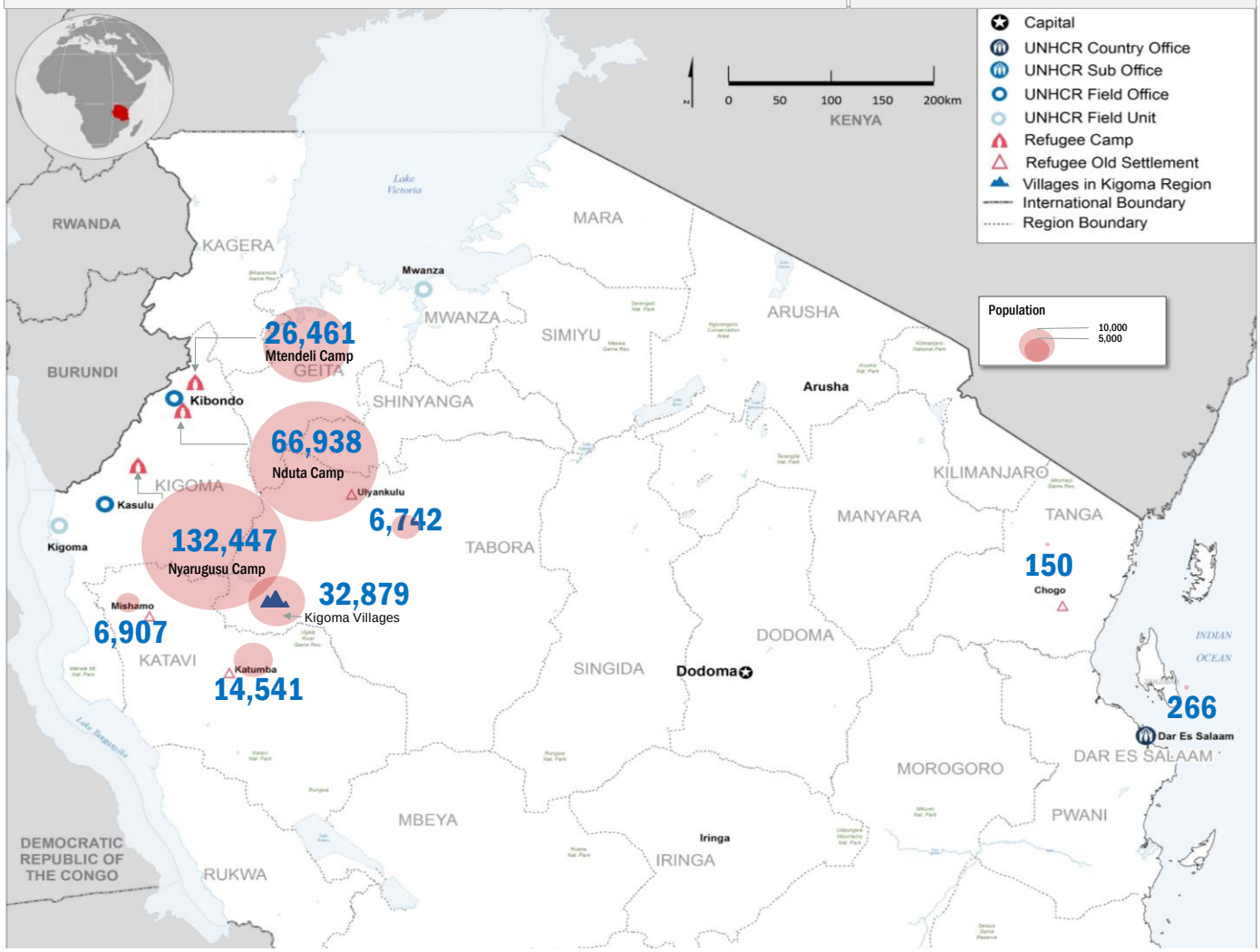

The boundaries and names shown and the designations used on this map do not imply official endorsement or acceptance by the United Nations. Sources: Boundaries: UNCS; Background: USGS; Data: Government of Tanzania, UNHCR.

For more information, please contact:tankbim@unhcr.org or visit: https://data2.unhcr.org/en/situations/burundi/location