



Tanzania Refugee Population Update

as of 30 September 2021



The UN Refugee Agency

Key Figures

246,399
Population of Concern*

83.5%
205,596
Living in camps

7.7%
18,950
Living in settlements

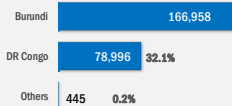
8.7%
21,507
Living in villages

0.1%
196
Living in urban area

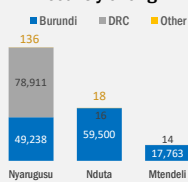
89%
218,903
Refugees

11%
27,496
Asylum-seekers

Country of origin



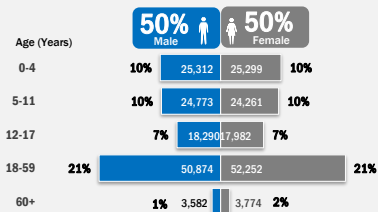
Camp-based population by country of origin



Age and Gender

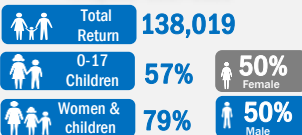
55%
0-17
Children

3%
60+
Older People



Durable Solutions

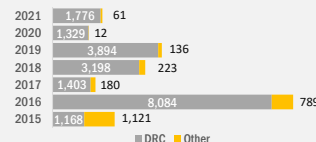
Voluntary return of Burundian refugees, 2017-2021



Local integration

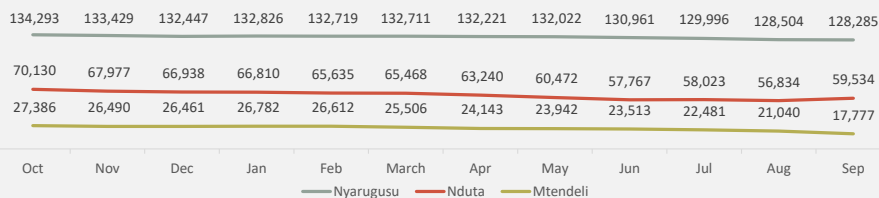
162,000 former Burundian refugees (1972) granted citizenship by the Government of Tanzania.

Resettlement departures by country of origin, 2015-2021

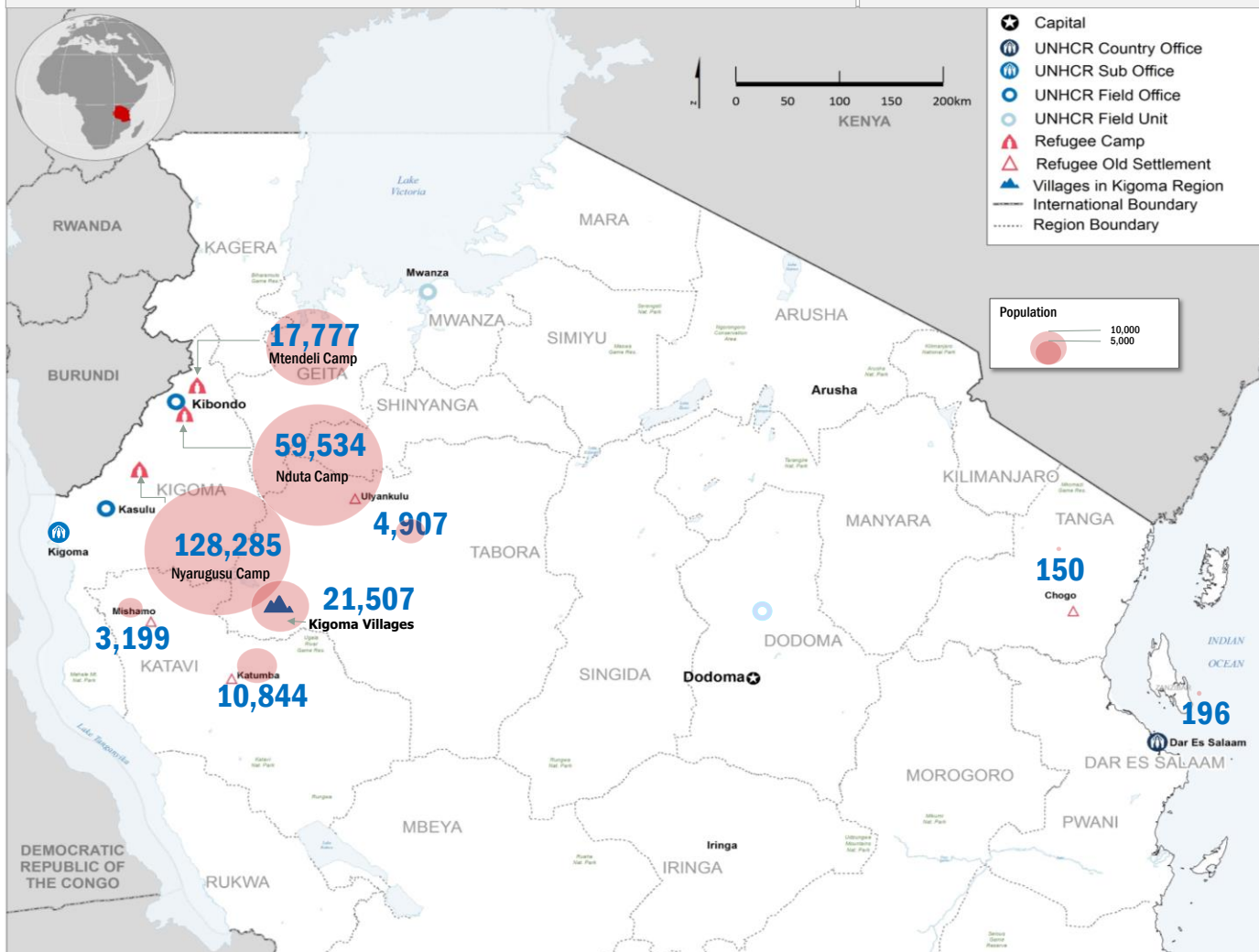
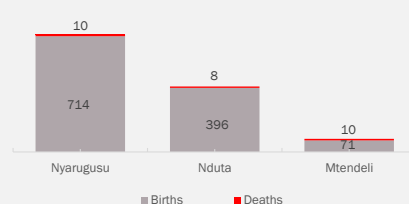


* Population of concern to UNHCR does not include the 162,000 former Burundian refugees (1972) granted citizenship by the Government of Tanzania.

Camp population trend: October 2020 to September 2021



Births vs Deaths



The boundaries and names shown and the designations used on this map do not imply official endorsement or acceptance by the United Nations. Sources: Boundaries: UNCS; Background: USGS; Data: Government of Tanzania, UNHCR.

For more information, please contact: MALLIA@unhcr.org or visit: <https://data2.unhcr.org/en/situations/burundi/location>