Registered Persons of Concern Refugees and Asylum Seekers in Jordan - All

UNHCR The UN Refugee Agency

Updated date: 1/2/2022

Active Registered Persons Of Concern **760,063**

628,752	82.7%	
131311	17.3%	
36,848	4.8%	
367,517	48.4%	
355,698	46.8%	

Age and Gender

Gender	0-4	5-11	12-17	18-35	36-59	60+
Male	48,863	77,674	55,997	113,976	72,139	15,950
Female	46,757	73,371	53,036	107,022	74,380	20,898
Total	**95,620**	**151,045**	**109,033**	**220,998**	**146,519**	**36,848**
	12.6%	19.9%	14.3%	29.1%	19.3%	4.8%

Biometric Statistics

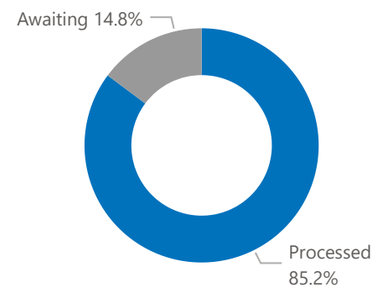

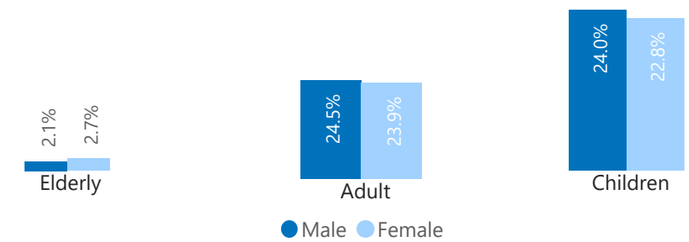

Origin Country

SOM	656	0.1%
other	1,423	0.2%
SUD	5,893	0.8%
YEM	12,777	1.7%
IRQ	66,362	8.7%
SYR	672,952	88.5%

Specific Needs

Serious medical condition	91,334	12.0%
Specific legal and physical protection needs	36,860	4.8%
Child at risk	30,127	4.0%
Disability	Under Validation	
Single parent	17,295	2.3%
Woman at risk	14,053	1.8%
Older person at risk	7,266	1.0%
Unaccompanied or separated child	2,171	0.3%

** An individual can have mre than one specific need*

Individuals with Specific Needs	164,977	21.7%

Year of Arrival

Pre 2011	25,210	4.2%
2011	23,697	3.9%
2012	149,349	24.7%
2013	248,544	41.1%
2014	75,496	12.5%
2015	24,425	4.0%
2016	33,586	5.6%
2017	10,231	1.7%
2018	9,612	1.6%
2019	2,339	0.4%
2020	1,909	0.3%
2021	174	0.0%

babies who are represented under the registration trend.

Registration Trend

Pre - 2011	142,896	10.4%
2011	10,988	0.8%
2012	134,856	9.8%
2013	675,322	49.1%
2014	145,769	10.6%
2015	55,248	4.0%
2016	67,720	4.9%
2017	41,335	3.0%
2018	38,811	2.8%
2019	23,923	1.7%
2020	13,828	1.0%
2021	24,387	1.8%

Registration Trend Quarterly

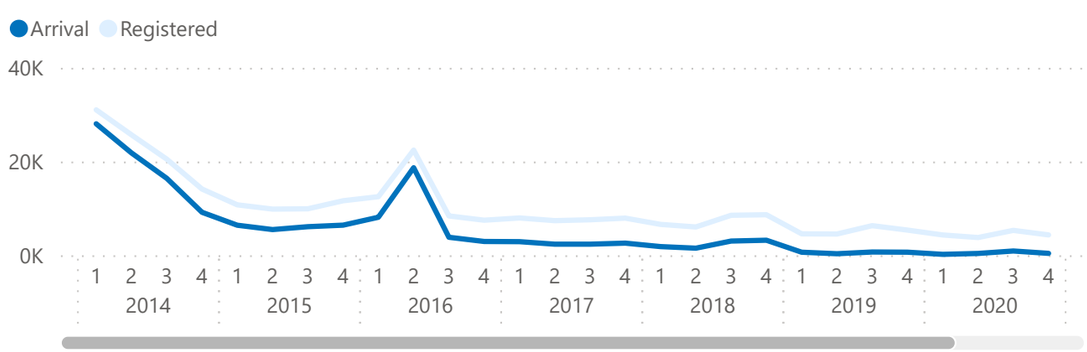

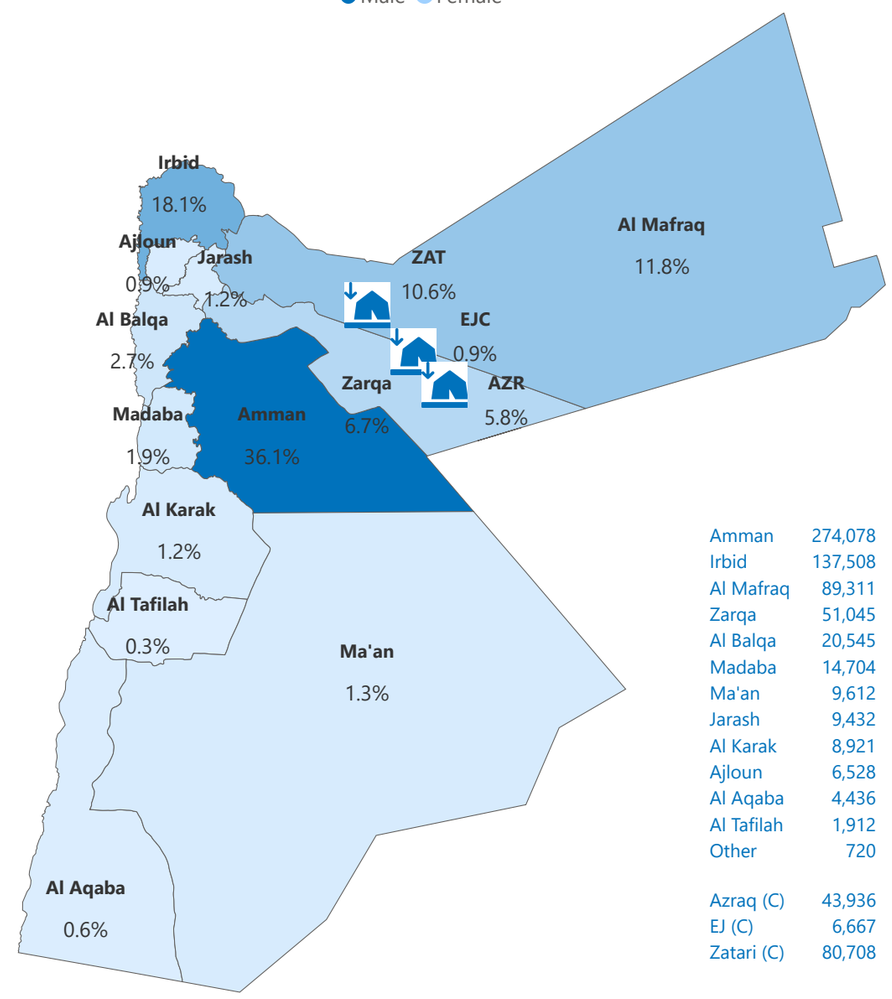

Amman	274,078
Irbid	137,508
Al Mafraq	89,311
Zarqa	51,045
Al Balqa	20,545
Madaba	14,704
Ma'an	9,612
Jarash	9,432
Al Karak	8,921
Ajloun	6,528
Al Aqaba	4,436
Al Tafilah	1,912
Other	720
Azraq (C)	43,936
EJ (C)	6,667
Zatari (C)	80,708

Prepared by Data Analysis Group | Jordan