












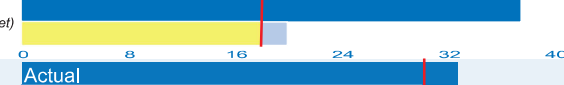

















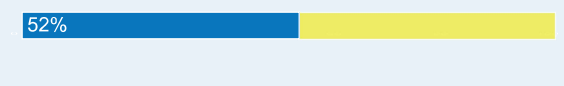












**73,117**  
Refugees & Asylum Seekers  
**10,609 HHs**

### Kiryandongo Refugee Settlement Arua Sub-Office



**28**  
Partners

Sector	Actual status per key indicator	Target/Standard (2021)	Actual against annual target or standard
 Education	117% children of school going age enrolled in primary school (ERP Sep '21)	100%	
 Education	The pupil teacher ratio for primary school was 1:64 (ERP Sep '21)	1:59	
 Environment & Energy	820 households provided access to energy-saving equipment (Q1-3)	14,020 (target) 1/HH (standard) (incl. host comm.)	
 Environment & Energy	80 ha of woodlots established and maintained and restored (Q1-3)	1,406 ha (incl. host comm.)	
 Food Security	71,102 refugees received monthly cash for food and in-kind assistance (74% cash and 23% in-kind) (In Q3)	73,117 Individuals	
 Food Security	37.5% of HH with borderline Food Consumption Score (In Q2)	18% (original 2020 target) <20% (standard)	
 Health & Nutrition	The Severe Acute Malnutrition recovery rate was 81.8% (In Q3)	75% (target) > 75% (standard)	
 Health & Nutrition	The under-five mortality rate was 0.06 per 1,000 children (In Q3)	0.1 (target) < 1.5 (standard)	
 Livelihoods & Resilience	117 refugee households received emergency livelihood support (Q1-3)	1,756 HHs	
 Livelihoods & Resilience	11,702 refugees received financial literacy training (Q1-3)	10,599 Individuals	
 Child Protection	336 children received individual case management services (Q1-3)	1,966 Individuals	
 Child Protection	109 GBV survivors received appropriate multi-sectoral support (Q1-3)	112 Individuals	
 Protection	6,746 refugees received psychosocial support (Q1-3)	8,000 Individuals	
 Protection	533 refugees received legal assistance and legal aid services (Q1-3)	10,000 Individuals	
 Shelter, Settlement & NFI	130 refugee households with specific needs assisted with semi-permanent shelter (NTR)	250 HHs	
 Shelter, Settlement & NFI	0 KM of roads rehabilitated (including roadside vegetation) for all-year access to community services (NTR)	9 KM	
 Water, Sanitation & Hygiene	Refugees received 13.7 litres per person per day (In Q3)	20 liters (target) 20 liters (standard)	
 Water, Sanitation & Hygiene	850% of refugee households had access to latrine (In Q3)	85% (target) ≥ 85% (standard)	
 Cash-Based Interventions	10,817 households received any form of cash and voucher assistance (Q1-3)	10,000 HHs	
 Cash-Based Interventions	266 households assisted with cash and voucher for basic needs (Including multipurpose cash) (Q1-3)	10,000 HHs	

**05**  
National Partners

**15**  
International NGOs

**06**  
UN Agencies

**02**  
Government Partners



Partner/Sector	Education	E&E	Food Security	Health & Nutrition	Livelihood	Protection	CP	GBV	SSNFI	WASH	CBI
ACF				OP	IP						
ACORD				OP		OP					
AFI			IP		OP						IP
AIRD									IP		
BRAC					OP						OP
C-TEN						IP					
DCA		IP									
DRC						IP	IP	IP		OP	
GiveDirectly											OP
IRC				IP							
KDLG	G			G		G					
OPM						G	G	G	G		
RLP	OP										
SCI	OP	OP					OP				OP
SHA					OP						
TPO					OP	IP		IP			
TRI					OP						
UNFPA				A							
UNHCR	A	A		A	A	A	A	A	A	A	
UNICEF				A			A				
UNWOMEN						A		A			A
URCS							OP				
WFP			A	A							
WHO				A							
WIU	IP										
WMU										IP	
WPDI						OP					
Y+ Global						OP					
<b>Total #</b>	<b>5</b>	<b>3</b>	<b>2</b>	<b>9</b>	<b>7</b>	<b>8</b>	<b>6</b>	<b>5</b>	<b>3</b>	<b>3</b>	<b>5</b>

A = United Nations (UN) Agency

GP = Government Partner

IP = UN Implementing Partner

OP = Operational Partner

Action Against Hunger (ACF)

Agency for Cooperation and Research in Development (ACORD)

Andre Foods International (AFI)

African Initiatives for Relief and Development (AIRD)

Building Resources Across Communities (BRAC)

Community Technology Empowerment Network-Uganda (CTEN-Uganda)

DanChurch Aid (DCA)

Danish Refugee Council (DRC)

GiveDirectly

International Rescue Committee (IRC)

Kiryandongo District Local Government (KDLG)

Office of the Prime Minister (OPM)

Refugee Law Project (RLP)

Save the Children International (SCI)

Self Help Africa (SHA)

Transcultural Psychosocial Organization (TPO)

Transformation and Restoration Initiative (TRI)

United Nations Population Fund (UNFPA)

United Nations High Commissioner for

Refugees (UNHCR)

United Nations International Children's Emergency Fund (UNICEF)

UN Women

Uganda Red Cross Society (URCS)

World Food Programme (WFP)

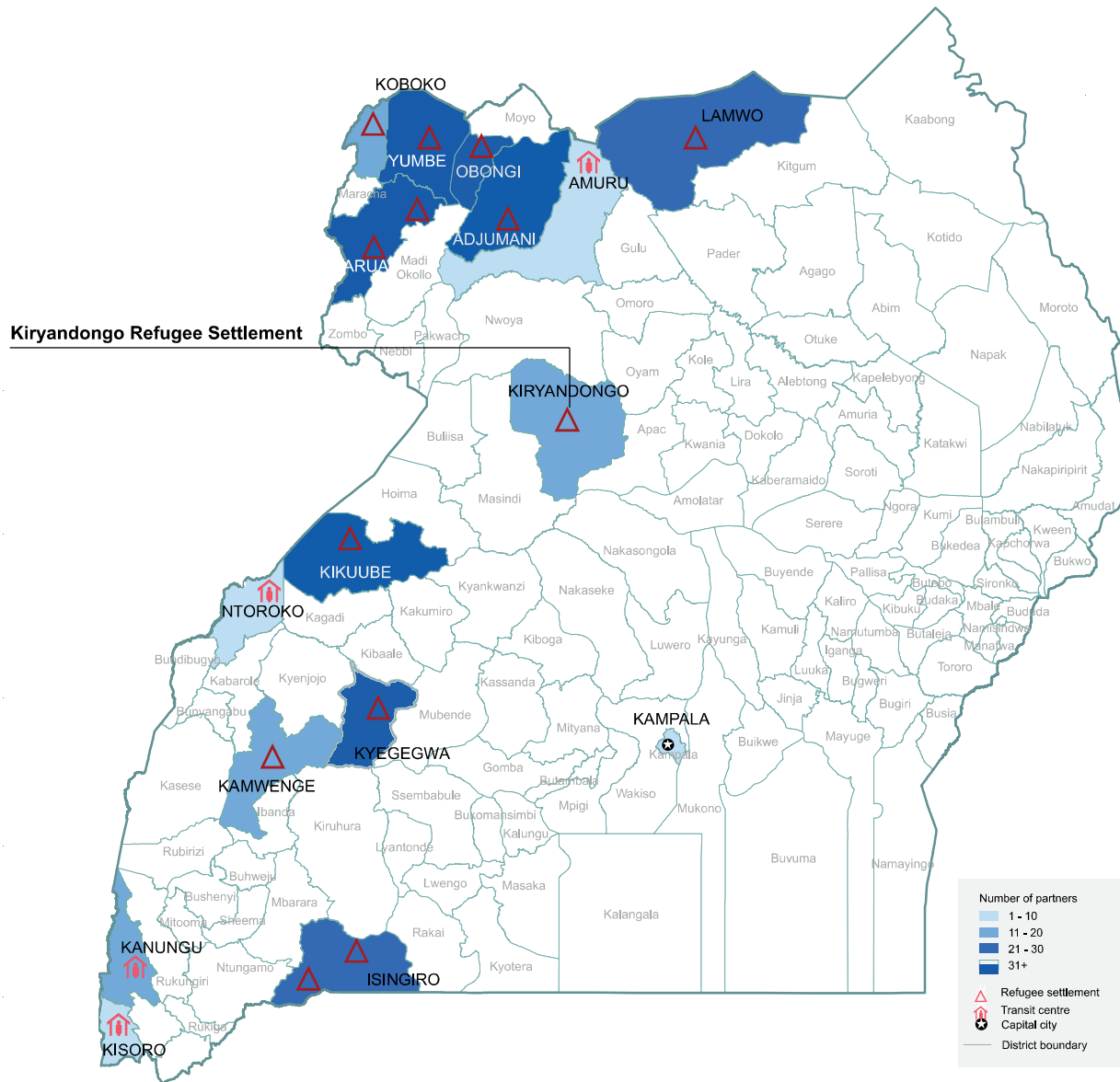
World Health Organization (WHO)

Windle International Uganda (WIU)

Water Mission Uganda (WMU)

Whitaker Peace & Development Initiative (WPDI)

Y+ Global



The boundaries and names shown and the designations on this map do not imply official endorsement or acceptance by the United Nations