



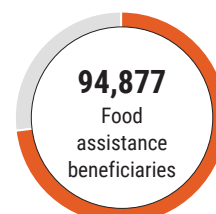
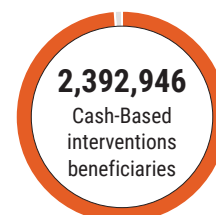
## SECTOR ACHIEVEMENTS

Basic Needs sector partners reached almost 3 million beneficiaries through cash-based interventions, shelter assistance, NFI distributions and food assistance in aggregate during the last quarter of 2021. Around 2.4 million individuals benefited from cash-based interventions under country-wide monthly and one-off programmes of partners. In total, the Emergency Social Safety Net (ESSN) and the Complementary Emergency Social Safety Net (C-ESSN) programmes provided multi-purpose and monthly cash assistance to approximately 1.9 million individuals.

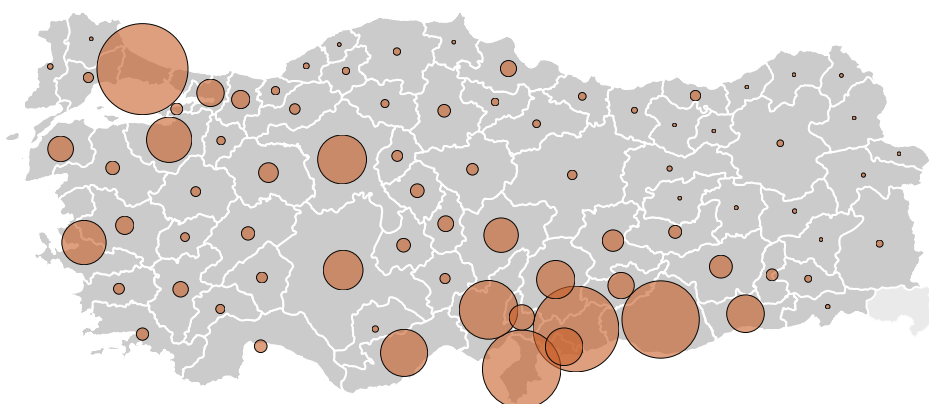
The number of food assistance beneficiaries reported could not surpass its highest level recorded in early 2021 (94,877). Only around three-fourths of the target of the number of individuals receiving in-kind or cash food assistance were reached in 2021. Considering steep increases in food prices in late 2021 in the context of recessionary economic trends, the issue of food assistance is anticipated to be at the forefront for the sector in 2022 since food expenditures account for the greatest part of household expenditures.

In the last quarter of 2021, the number of beneficiaries receiving Non-Food Items (NFIs) including gender-appropriate hygiene, dignity and sanitary items and Core Relief Items (CRIs) increased by 13% since the previous quarter and reached approximately 430 thousand individuals.

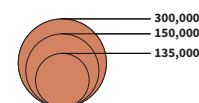
Furthermore, 9,022 individuals received shelter assistance, indicating an increase of around 12% compared to the third quarter. However, the achievement against the target was only 42% at the end of the year, which is deemed to be a rather concerning considering the further pressures on vulnerable households due to the precipitous energy price surges in late 2021.



## COUNTRY COVERAGE



Individuals reached by activities of sector partners in 2021



Provinces with basic needs activities

## 3RP ACHIEVEMENTS

|   | Reached / Targeted  | Implementing organizations |
|---|---------------------|----------------------------|
| # of people benefiting from all forms of cash-based interventions         | 2,392,946 / 780,119 |                            |
| # of people benefiting from <b>monthly</b> cash-based interventions       | 1,900,974           |                            |
| # of people benefiting from <b>one-time</b> cash-based interventions      | 491,972             |                            |
| # of persons receiving food assistance                                    | 94,877 / 129,700    |                            |
| # of persons benefiting from access to adequate shelter solutions         | 9,022 / 21,500      |                            |
| # of persons benefiting from hygiene kits, dignity kits or sanitary items | 385,740 / 727,850   |                            |

## CURRENT REPORTING PARTNERS AS OF DECEMBER 2021

