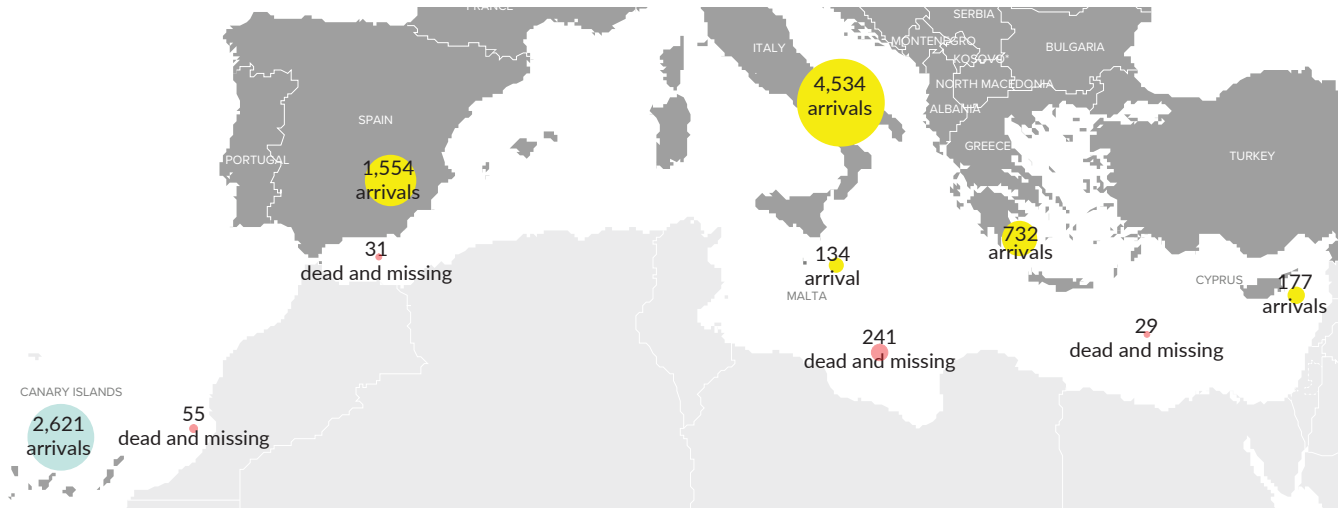


EUROPE SITUATIONS: DATA AND TRENDS

ARRIVALS AND DISPLACED POPULATIONS

DECEMBER FIGURES (1-31 DECEMBER 2021)



Includes Serbia and Kosovo (S/RES/1244 [1999]). The boundaries and names shown, and the designations used on this map do not imply official endorsement or acceptance by the United Nations.

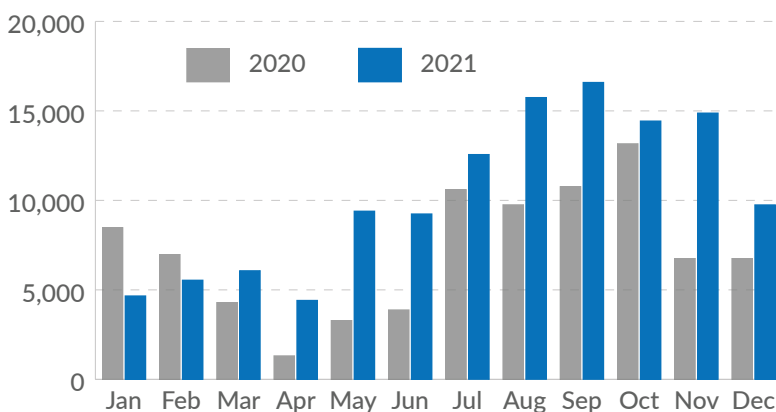
CUMULATIVE FIGURES¹ (1 JANUARY - 31 DECEMBER 2021)

123,318 estimated arrivals

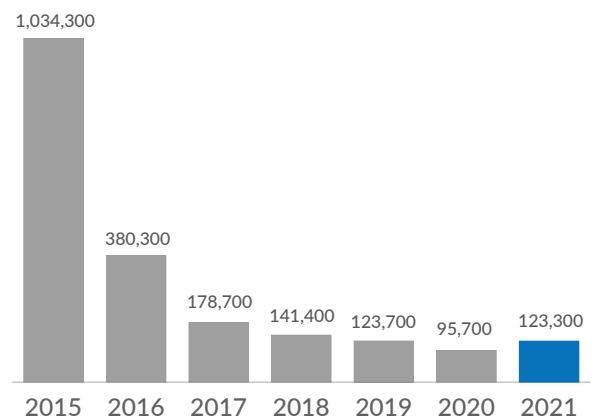
3,130 estimated dead and missing at sea

Route	Arrivals	Dead and Missing
NORTHWEST AFRICAN MARITIME ROUTE²	23,042 arrivals no arrivals by land	1,153 dead and missing
WESTERN MEDITERRANEAN ROUTE³	20,155 arrivals, of which 1,218 by land	428 dead and missing
CENTRAL MEDITERRANEAN ROUTE⁴	68,309 sea arrivals no arrivals by land	1,496 dead and missing
EASTERN MEDITERRANEAN ROUTE⁵	11,812 arrivals, of which 4,826 by land	53 dead and missing

Total monthly arrivals through the Mediterranean and Northwest African maritime routes



Yearly arrivals (rounded)



¹ Dead and missing figures refer to the Mediterranean and Northwest African maritime routes. Information is compiled from a variety of sources, the quality and reliability of which can vary. While every effort has been made to ensure that all statistical information is verified, figures on some arrivals, as well as dead and missing at sea, represent an estimate. Triangulation of information and sources is performed on a continuous basis. Therefore, amendments in figures may occur, including retroactively.

² Includes sea arrivals in Canary Islands (Spain) via the Atlantic Ocean.

³ Includes sea and land arrivals in Spain via the Western Mediterranean route.

⁴ Includes sea arrivals in Italy and Malta.

⁵ Includes sea and land arrivals in Greece and sea arrivals in Cyprus.

ARRIVALS TO EUROPE

In December 2021, some 9,800 refugees and migrants arrived in Europe via the Mediterranean and Northwest African maritime routes, a 34% decrease compared to November, while overall arrivals in 2021 (123,300) increased by 29% compared to last year (+27,500 people).

29%

increase in total estimated arrivals through the Mediterranean and Northwest African maritime routes in 2021 vs. 2020

Arrivals in Italy decreased by 52% in December compared to November this year, in line with seasonal trends. Out of some 4,500 refugees and migrants who arrived in Italy in December, 46% had departed from Libya, 29% from Turkey and 20% from Tunisia. In December, arrivals in Italy from Libya decreased by 63% compared to November, and arrivals from Turkey decreased by half. Some 1,400 refugees and migrants who departed from Libya in December were intercepted or rescued by Libyan authorities and disembarked back in Libya, 58% fewer than in November⁶. According to available data, most people departing from Libya in 2021 were from Bangladesh, Egypt, and Eritrea, while people arriving in Italy from Tunisia originated mainly from Tunisia, Cote d'Ivoire, and Guinea. In addition, some 134 refugees and migrants arrived by sea in Malta this month, following search and rescue operations.

Of the 4,200 refugees and migrants who arrived in Spain in December (on par with last month), 63% arrived in the Canary Islands. Arrivals in the Canary Islands in December (2,624) decreased by 25% compared to November (3,508). The overall number of arrivals in Spain in 2021 through both the Western Mediterranean and Northwest African maritime routes was in line with last year.

Some 700 refugees and migrants arrived in Greece by land and sea in December, a similar number as in November. The overall number of arrivals in Greece in 2021 was 43% lower compared to last year, as allegations of pushbacks at land and sea borders continued. Turkish authorities reported rescuing or intercepting some 2,600 refugees and migrants at sea in December, a 28% decrease compared to November (3,600). In addition, nearly 200 refugees and migrants arrived by sea in Cyprus this month, 29% less compared to November (249).

i For more information, please visit <https://data2.unhcr.org/en/situations/mediterranean>

SOUTH EASTERN EUROPE⁷

Some 1,400 persons arrived in or transited through the subregion as part of mixed refugee and migrant movements in December, 30% less than in November. From January through December 2021, 29,600 people arrived in or transited through the subregion, 43% fewer than in 2020. Out of overall arrivals in 2021, some 5,800 were Afghans, a 61% decrease compared to last year (some 15,100).

In December, 118 persons submitted an asylum application, a 24% increase compared to November. Thirteen positive first-instance decisions were issued in December (two refugee status and 11 subsidiary protection status), while 26 applications were rejected and 36 were closed, as the applicants were no longer present in the country of application. As of the end of December, 544 asylum applications were still pending across the subregion.

In 2021, 98 positive first-instance decisions were issued across the subregion (35 refugee status and 63 subsidiary protection status), 191 asylum applications were rejected, and 962 asylum applications were closed after the applicants absconded from the asylum procedure.

i For more information, please visit <http://data2.unhcr.org/en/situations/southeasterneurope>

OTHER SITUATIONS

Turkey

Refugees	4 million
Asylum-seekers	330,000
% of Syrians among the refugees	98.6%

i For more information, please see the [UNHCR Turkey Operational Update Nov - Dec 2021](#)

Ukraine

Internally displaced persons ⁸	734,000
Refugees	2,300
Asylum-seekers	2,700
Stateless persons	35,900
Other persons of concern ⁹	1.62 million

i For more information, please see the [UNHCR Ukraine Operational Update November 2021](#)

⁶ <https://data2.unhcr.org/en/dataviz/211?sv=0&geo=0>

⁷ Includes Albania, Bosnia and Herzegovina, Montenegro, North Macedonia, Serbia and Kosovo (S/RES/1244 [1999]).

⁸ Residing more permanently in government-controlled areas (GCA). OCHA - [2021 Humanitarian Needs Overview - Ukraine](#), November 2021.

⁹ Estimated number of vulnerable, conflict-affected persons living along the 'contact line' in government-controlled areas (GCA) and non-government controlled areas (NGCA), Protection Cluster, UNHCR - December 2020.