



# Tanzania Refugee Population Update

as of 31 January 2022




The UN Refugee Agency

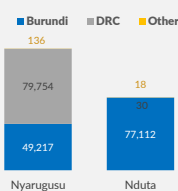
## Key Figures

# 247,070\*

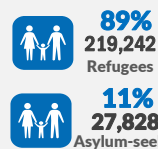
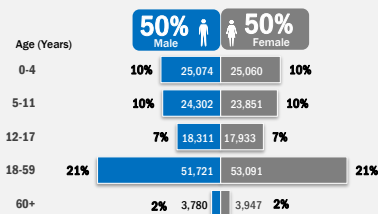
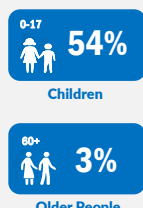
Population of Concern



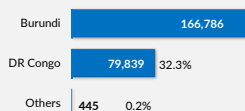
Camp-based population by country of origin



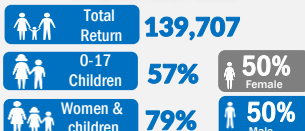
## Age and Gender



Country of origin



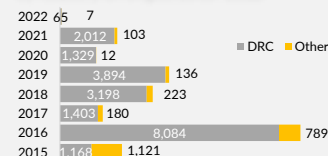
Voluntary return of Burundian refugees, 2017-2022



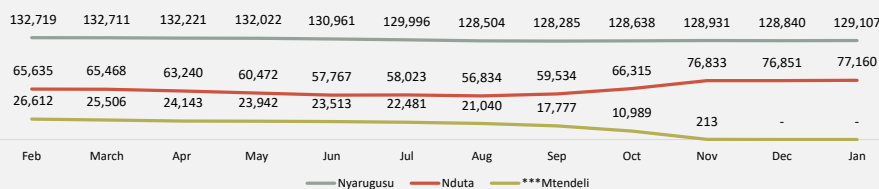
Local integration

**162,000** former Burundian refugees (1972) granted citizenship by the Government of Tanzania.

Resettlement departures by country of origin, 2015-2022

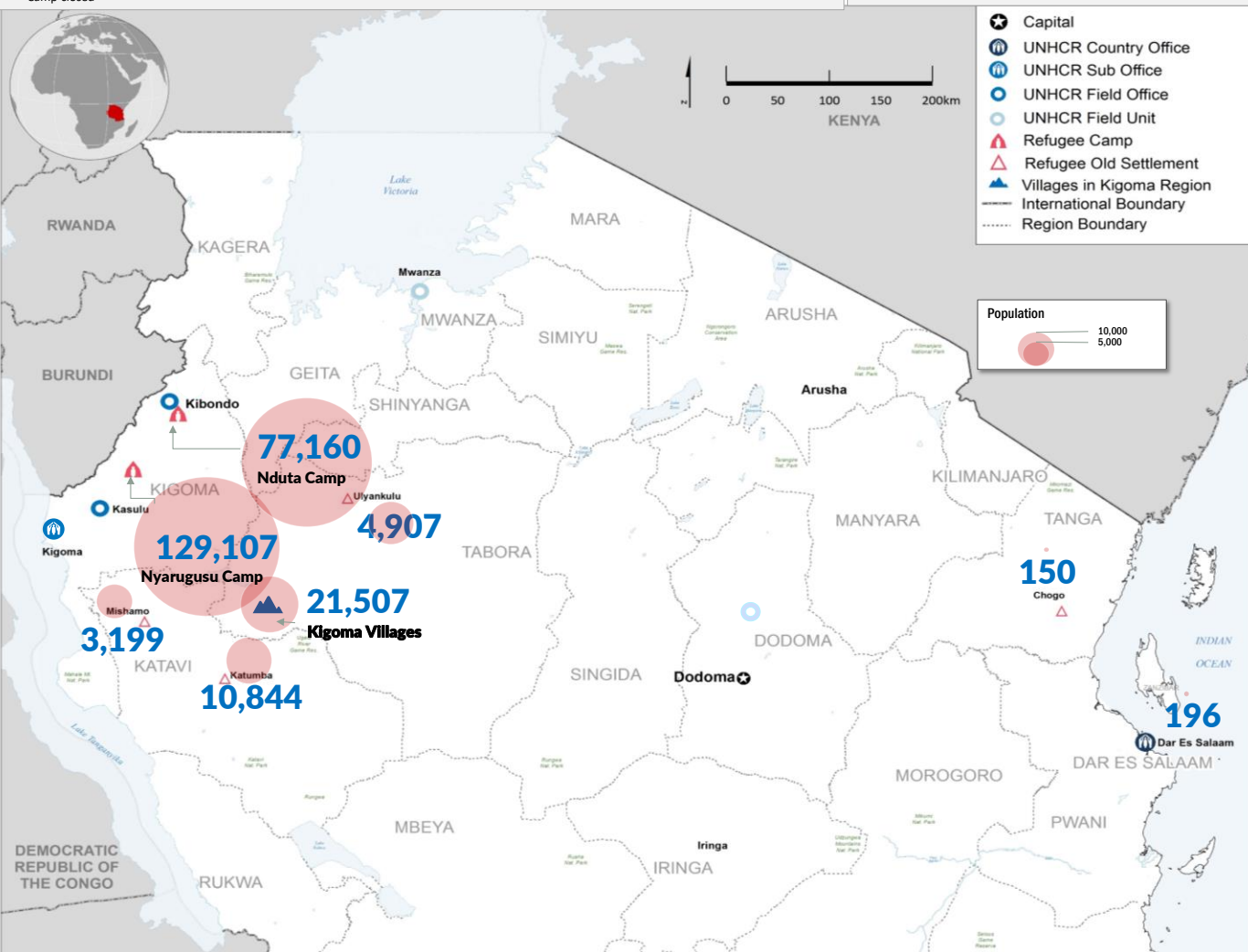
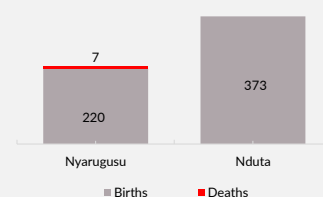


## Camp population trend: February 2021 to January 2022



\*\*\*Camp closed

## Births vs Deaths



The boundaries and names shown and the designations used on this map do not imply official endorsement or acceptance by the United Nations. Sources: Boundaries: UNCS; Background: USGS; Data: Government of Tanzania, UNHCR.

For more information, please contact MALLYA@unhcr.org or visit: <https://data2.unhcr.org/en/situations/burundi/location>