# Uganda - Refugee Statistics January 2022 - Oruchinga

## Total Population
**7,659**

## Total Refugees
**7,659**

## Total Households
**1,776**

## Total Asylum-Seekers
**0**

Women and Children
**80 %**
**6,160**

Elderly
**3 %**
**243**

Female
**52 %**
**3,954**

Youth 15-24
**21 %**
**1,606**

## Zones

| Level3 | HHs | Individuals |
|---|---|---|
| Kifunjo | 545 | 2,237 |
| Michinga | 453 | 2,003 |
| Busheka | 448 | 1,957 |
| Rurongo | 191 | 905 |
| Kazinga | 134 | 537 |

## Country of Origin

| Country of Origin | Total |
|---|---|
| Democratic Republic of the Congo | 3,946 |
| Rwanda | 1,952 |
| Burundi | 1,723 |
| South Sudan | 37 |
| Albania | 1 |

## Age & Gender Breakdown

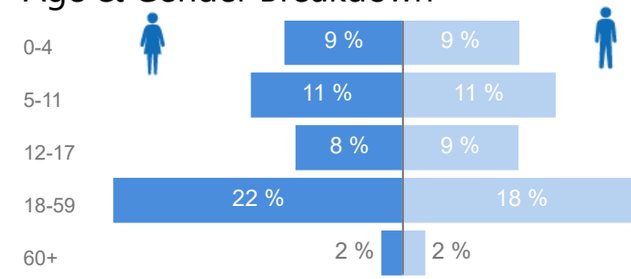


## Specific Needs - Top 7

1,701 1,039

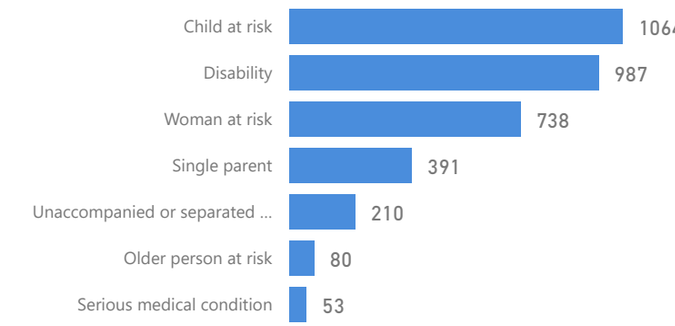


## New Registration by Month

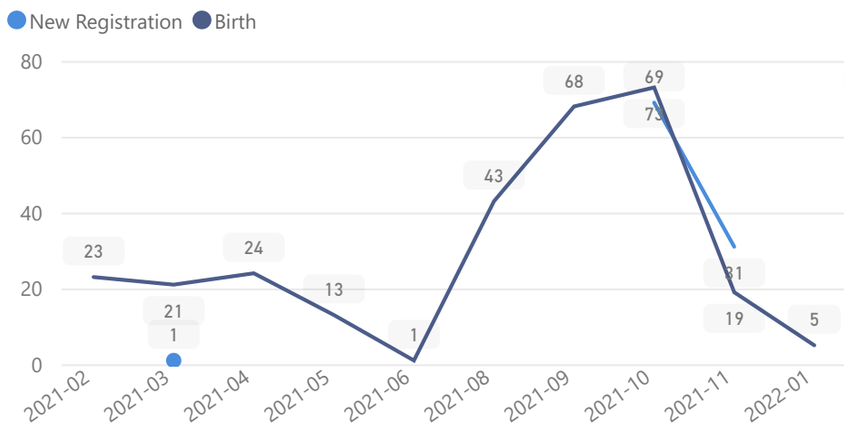


## Occupation - Top 5

**40.3 %** Have occupation

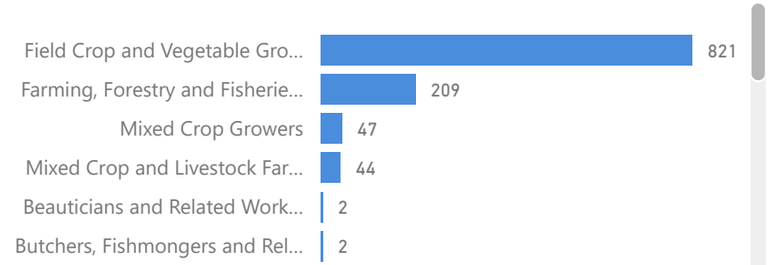


* Age is between 18 - 59 years for Occupation
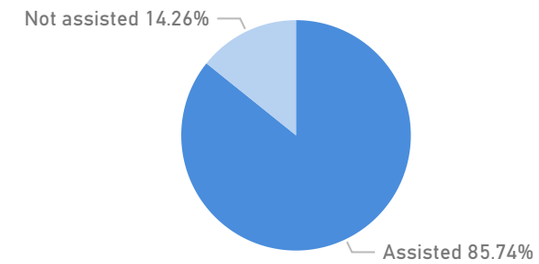
## Assistance Status