



Tanzania Refugee Population Update

as of 28 February 2022



The UN Refugee Agency

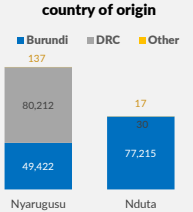
Key Figures



247,831*

Population of Concern

Camp-based population by country of origin



83.6%
207,033
Living in camps



7.7%
18,950
Living in settlements



8.7%
21,507
Living in villages



0.1%
191
Living in urban area

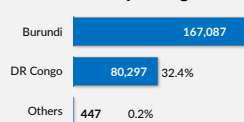


89%
219,872
Refugees



11%
27,959
Asylum-seekers

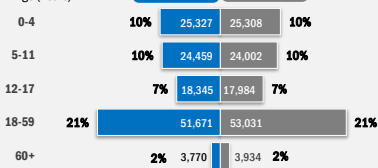
Country of origin



Age and Gender

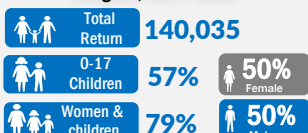


Age (Years)



Durable Solutions

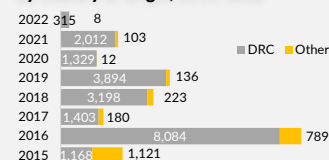
Voluntary return of Burundian refugees, 2017-2022



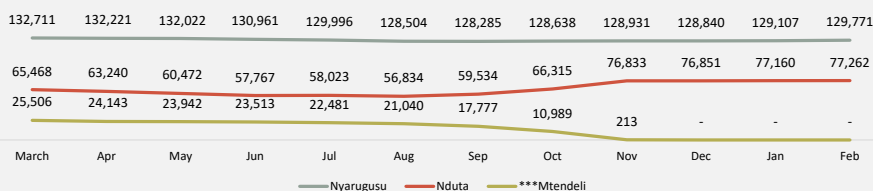
Local integration

162,000 former Burundian refugees (1972) granted citizenship by the Government of Tanzania.

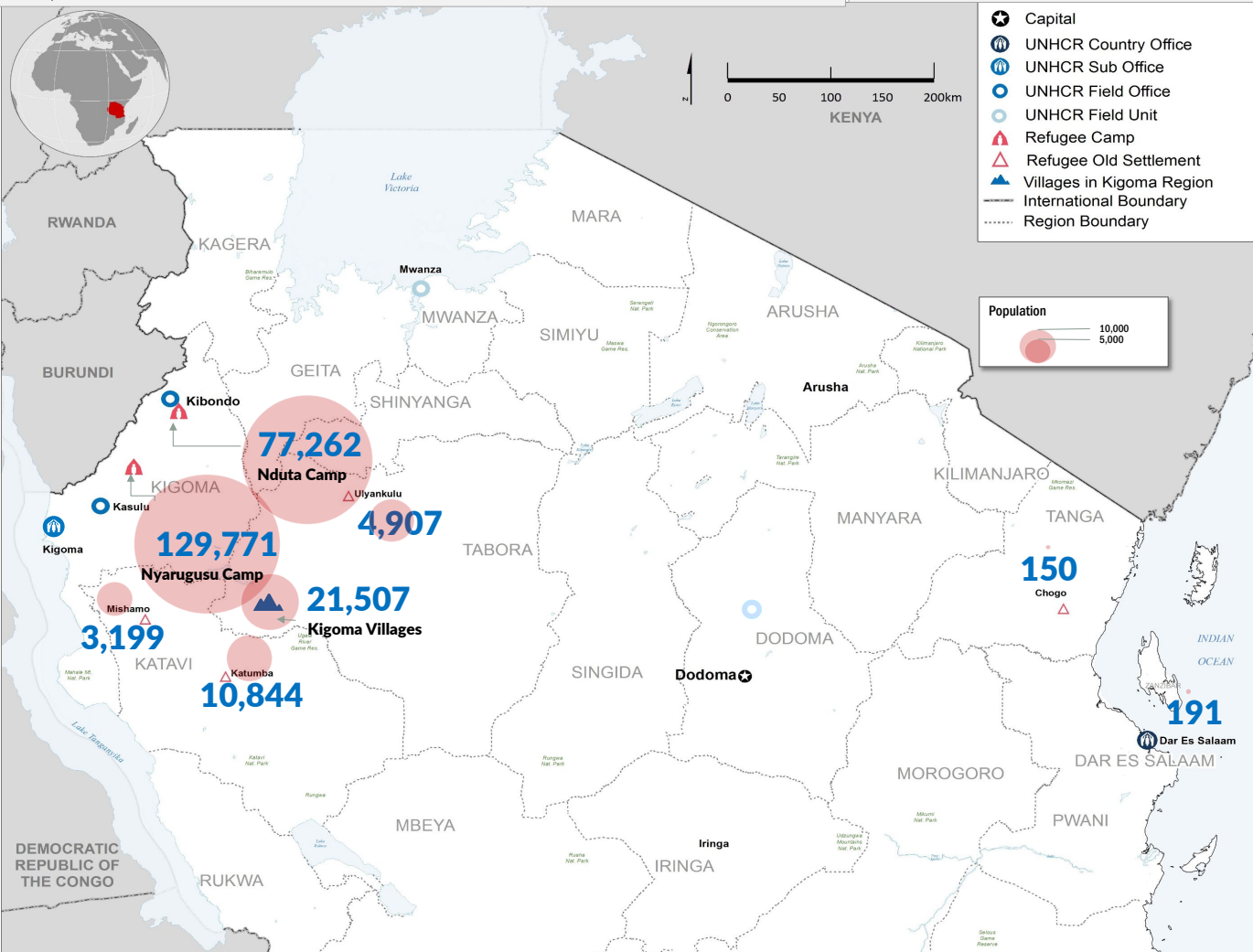
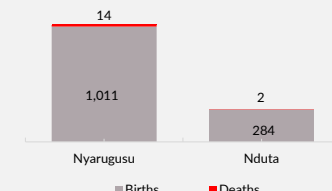
Resettlement departures by country of origin, 2015-2022



Camp population trend: March 2021 to February 2022



Births vs Deaths



The boundaries and names shown and the designations used on this map do not imply official endorsement or acceptance by the United Nations. Sources: Boundaries: UNCS; Background: USGS; Data: Government of Tanzania, UNHCR.

For more information, please contact: MALLYA@unhcr.org or visit: <https://data2.unhcr.org/en/situations/burundi/location>