Registered Refugees and Asylum-Seekers in DRC

Key Figures

521,771 Refugees and Asylum Seekers (as of 28 February 2022)

519,488 Registered Refugees (as of 28 February 2022)

2,283 Asylum Seekers (as of 28 February 2022)

232,366 Refugees and Asylum Seekers biometrically registered

Age and Gender of Refugee Population

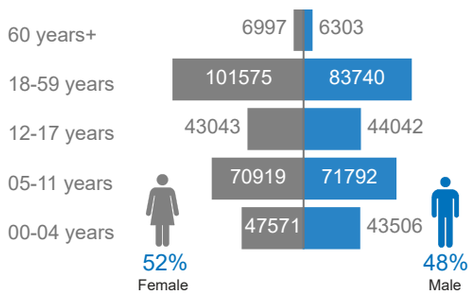

Age and Gender of Asylum Seekers Population

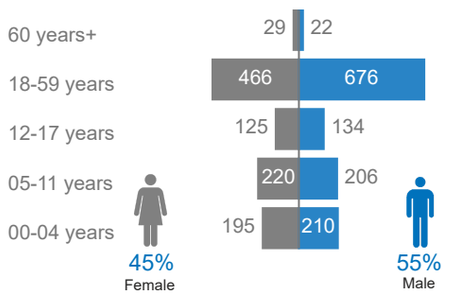

Asylum Seekers Population by Country of Origin

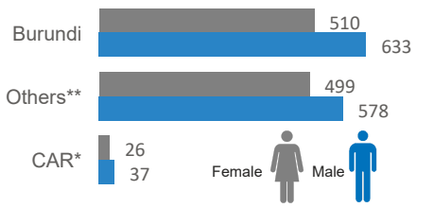

*Central African Republic

**Other countries include Rwanda, Somalia, Angola, Republic of Congo, Syria, Chad, Liberia, Cote d'Ivoire, Sudan, Uganda, Eritrea and Sierra Leone.

Refugee Population by Type of Location

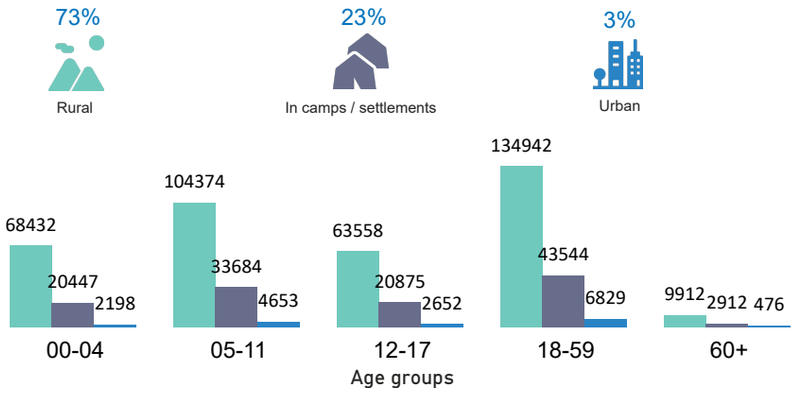

Situation Overview

During this period, the refugee population in DRC decreased slightly from 521,903 on 31/01/2022 to 519,488 on 28/02/2022, a decrease of 2,415 refugees representing 0.4% of the total population.

The number of asylum seekers increased from 2,222 on 31/01/2022 to 2,283 on 28/02/2022 (63 Central Africans, 1,143 Burundians, 74 Rwandans, 761 South Sudanese and 242 other nationalities).

Refugee Population by Country of Origin

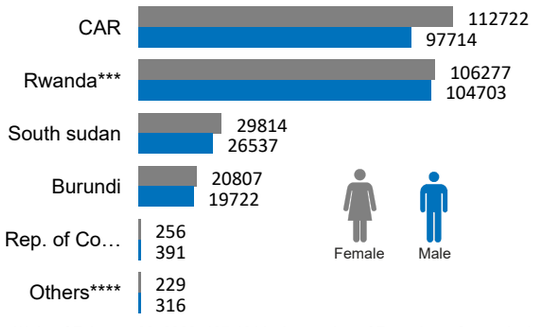

*** As of February 28, 2022, 137,424 is the number of Rwandan refugees in the DRC registered by the DRC government not yet biometrically verified.

****Other countries include Angola, Sudan, Uganda, Somalia, Côte d'Ivoire, Eritrea, Syria, Liberia, Chad, etc.

Number of refugees repatriated from the DRC

Country of origin	year 2018	year 2019	year 2020	year 2021	year 2022	Total
CAR	9	3137	2061	5021		10228
Burundi	180	101	1943	7296	512	10032
Rwanda	3053	2136	922	1920		8031
Rep. of Congo		3	5			8
Total	**3242**	**5377**	**4931**	**14237**	**512**	**28299**

Refugee Population by Province in DRC

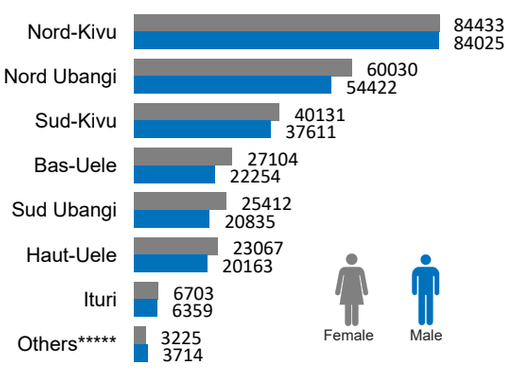

***** The other provinces include Haut-Katanga, Kinshasa, Lualaba, Lomami, Kongo-Central, Maniema, Tanganyika, Equateur, Tshuapa and Kasaï-Oriental.

Locations of Refugee Population in DRC

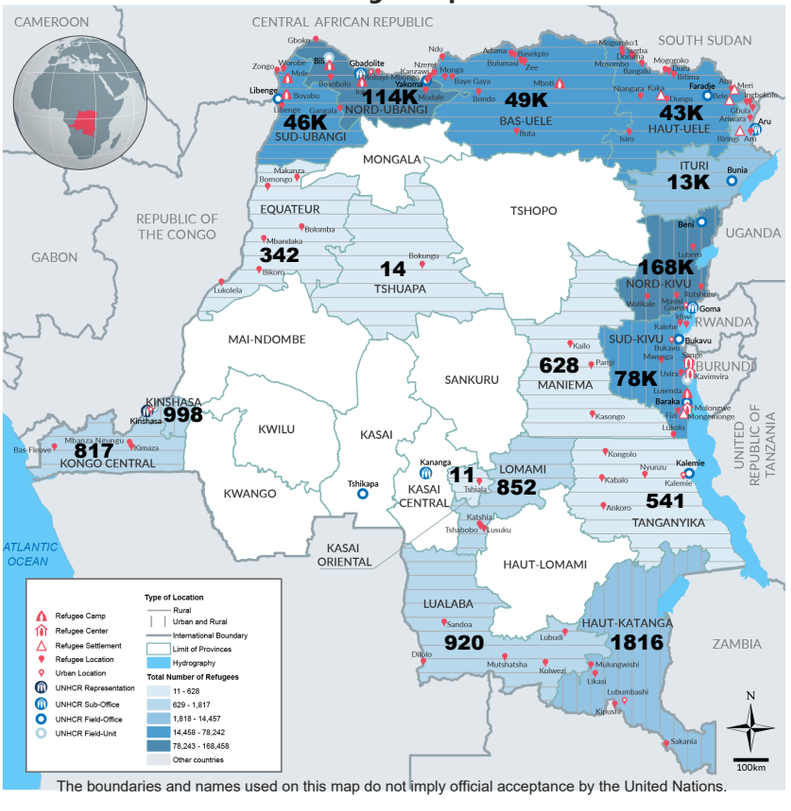

The boundaries and names used on this map do not imply official acceptance by the United Nations.

Refugee Population Trend (2016 - 2022)

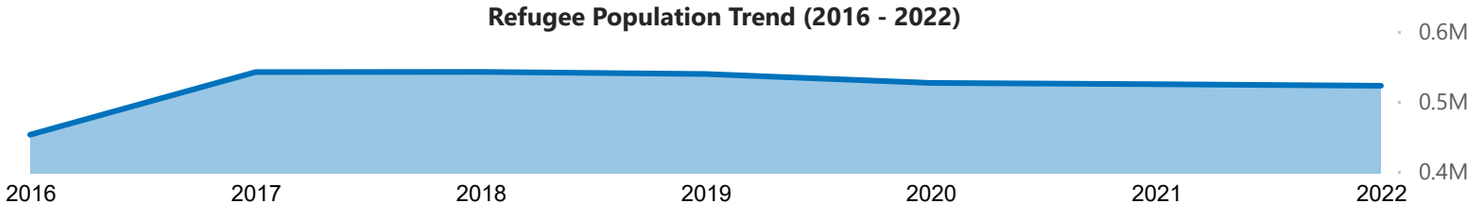

Profile of Refugee Population in DRC

A) School-age children for primary and secondary education

1. School-age children : 320,873 people

Nationalities	girls 0-4 years	girls 5-11 years	girls 12-17 years	boys 0-4 years	boys 5-11 years	boys 12-17 years	Total	%
Rwandan	22298	27984	19064	19128	29242	20361	138077	0.43
Central Africans	16288	29837	16695	15558	29374	16231	123983	0.39
South Sudanese	5258	7627	3975	5062	7696	4068	33686	0.10
Burundian	3684	5386	3226	3715	5381	3296	24688	0.08
Others*	43	85	83	43	99	86	439	0.00
Total	**47571**	**70919**	**43043**	**43506**	**71792**	**44042**	**320873**	**1.00**

*Other nationalities include those of the following countries: Republic of Congo, Angola, Sudan, Uganda, Côte d'Ivoire, Somalia, Chad, Eritrea, Liberia and Syria.

2. Number of children of primary school age: 142,711 people

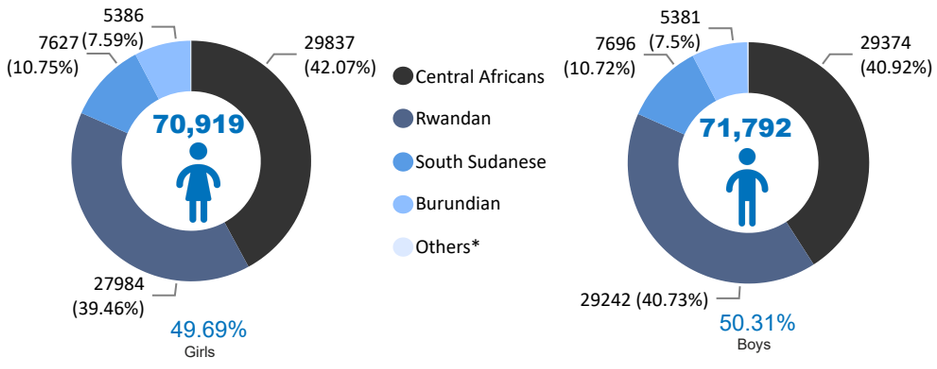

Of all refugees in the Democratic Republic of Congo, children of primary school age constitute 44.5% of refugee children of school age. The majority of these children are made up of Rwandans (40.10%) and Central Africans (41.49%) and is distributed almost evenly between girls (49.69%) and boys (50.31%).

3. Number of children of secondary school age : 87,085 people

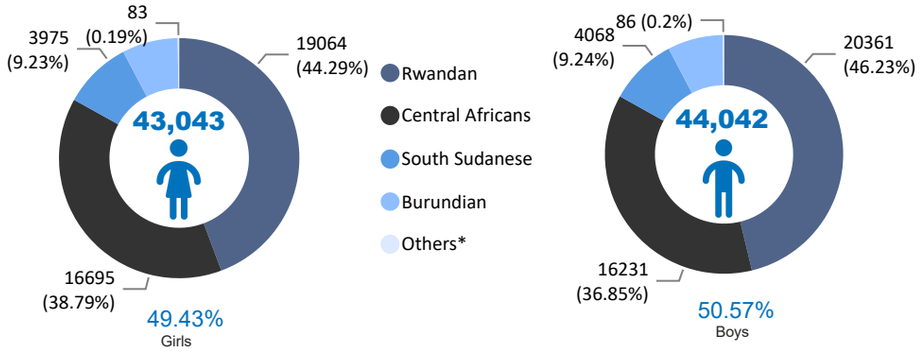

Of all refugees in the Democratic Republic of Congo, children of secondary school age constitute 27% of refugee children of school age. The majority of these children are made up of Rwandans (45.27%) and Central Africans (38.81%) and is distributed almost evenly between girls (49.43%) and boys (50.57%).
It should also be noted that 10,878 children (of which 3,645 are from the host population) in the North and South Ubangi provinces are targeted by the ECW (Education Cannot Wait) program.

B) Persons with specific needs: 42,789

Specific needs	0-4 years	5-11 years	12-17 years	18-59 years	60 years +	Total	%
Woman at risk	25	83	111	11484	485	12188	28.48%
Serious medical condition	328	961	415	7229	446	9379	21.92%
Single parent	8	65	27	6148	480	6728	15.72%
Older person at risk	0	0	0	176	5647	5823	13.61%
Disability	38	412	405	2618	661	4134	9.66%
Unaccompanied or separated child	165	1486	1633	0	0	3284	7.67%
Specific legal and physical protection needs	2	30	34	509	51	626	1.46%
Child at risk	17	129	374	0	0	520	1.22%
Family unity	0	12	7	52	1	72	0.17%
Torture	0	1	0	30	4	35	0.08%
Gender-based violence	0	0	0	0	0	0	0.00%

C) Documentation (issued by the Government): 59,971

Burundian, Central African and South Sudanese refugees living in camps / sites, aged 12 and over, all have refugee ID cards (the total population living in camps / sites is 121,462 people). Out of 521,771 refugees and asylum seekers living in the DRC as of February 28, 2022, **307,379** have received protection documents; or **59%** of the total population.

Central African Refugees and Asylum Seekers

Key Figures

210,499 Refugees and Asylum Seekers (as of 28 February 2022)

210,436 Registered Refugees (as of 28 February 2022)

63 Asylum Seekers (as of 28 February 2022)

163,091 Refugees and Asylum Seekers biometrically registered

Age and Gender of Refugee Population

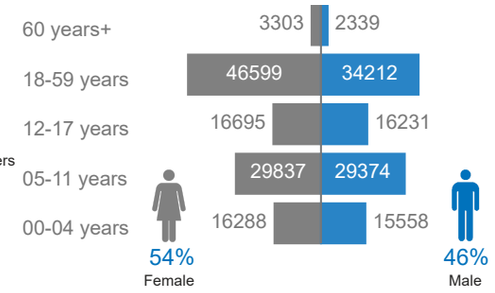

Age and Gender of Asylum Seekers

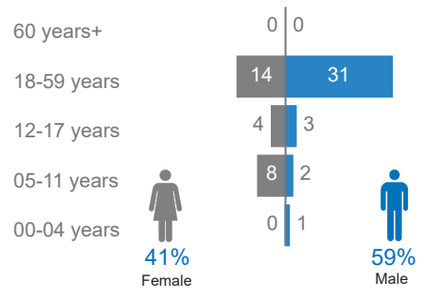

Central African Refugee Population by Type of Location

Rural	In camps	Urban
158,003	52,001	432
75.08%	24.71%	0.21%

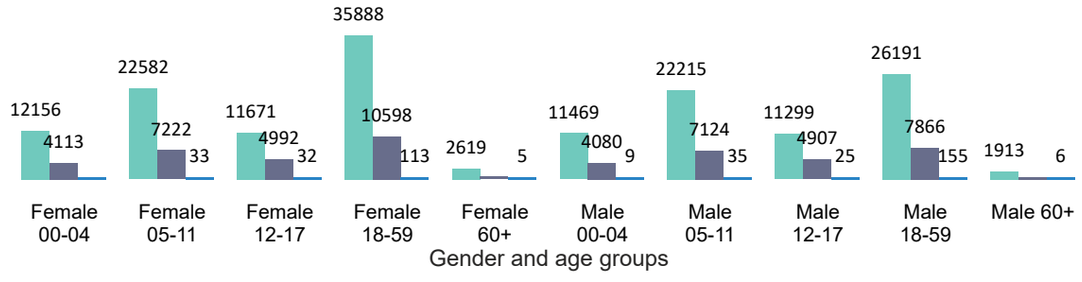

Locations of Central African Refugee Population in DRC

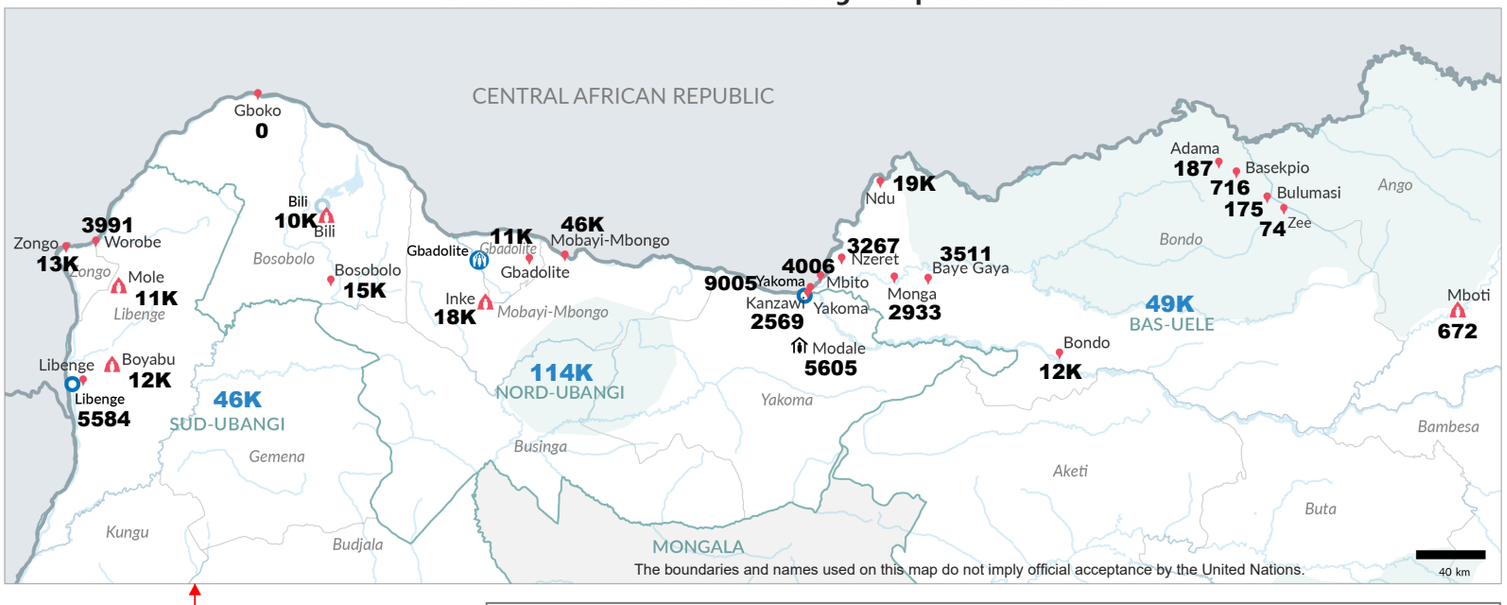

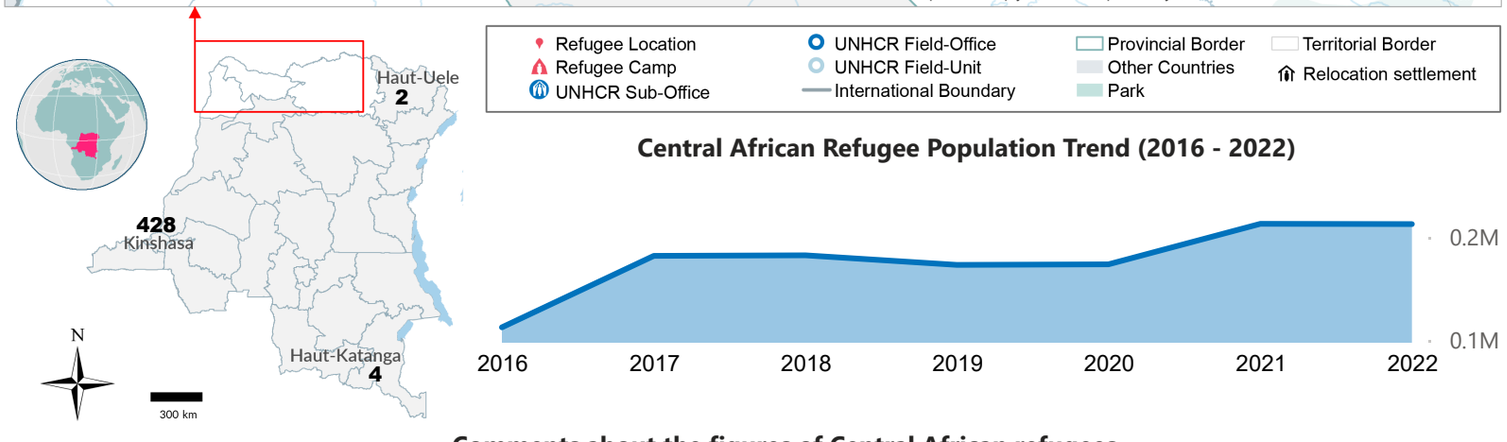

Central African Refugee Population Trend (2016 - 2022)

Comments about the figures of Central African refugees

The number of Central African refugees and asylum seekers in the DRC is 210,499 [210,436 refugees and 63 asylum seekers].
114,459 refugees and asylum seekers in the province of North Ubangi, 46,282 in South Ubangi and 49,361 in Bas Uélé.
All Central African refugees and asylum seekers have identity documents issued by the CNR with the technical support of the UNHCR.

Profile of Central African Refugees in DRC

A) School-age children for primary and secondary education

1. School-age children : 123,983 people

Provinces	girls 0-4 years	girls 5-11 years	girls 12-17 years	boys 0-4 years	boys 5-11 years	boys 12-17 years	Total	%
Nord Ubangi	7729	16890	9563	7327	16719	9431	67659	0.55
Bas Uele	5891	5742	2726	5609	5635	2598	28201	0.23
Sud Ubangi	2648	7172	4374	2613	6985	4177	27969	0.23
Kinshasa	19	33	32	9	35	25	153	0.00
Haut Uele	1	0	0	0	0	0	1	0.00
Total	**16288**	**29837**	**16695**	**15558**	**29374**	**16231**	**123983**	**1.00**

2. Number of children of primary school age : 59,211 people

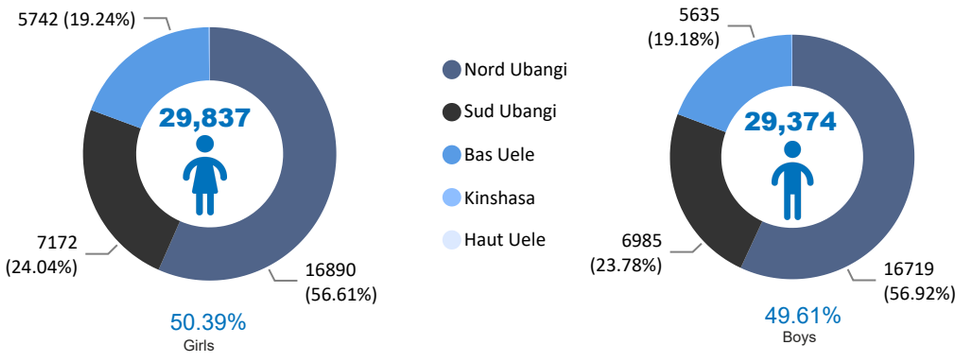

Of all Central African refugees, children of primary school age constitute 47.8% of refugee children of school age. The majority of these children are found in the provinces of North Ubangi (56.76%), Sud Ubangi (23.91%) and Bas-Uele (19.21%). These children of primary school age are distributed almost evenly between girls (50.39%) and boys (49.61%).

3. Number of children of secondary school age : 32,926 people

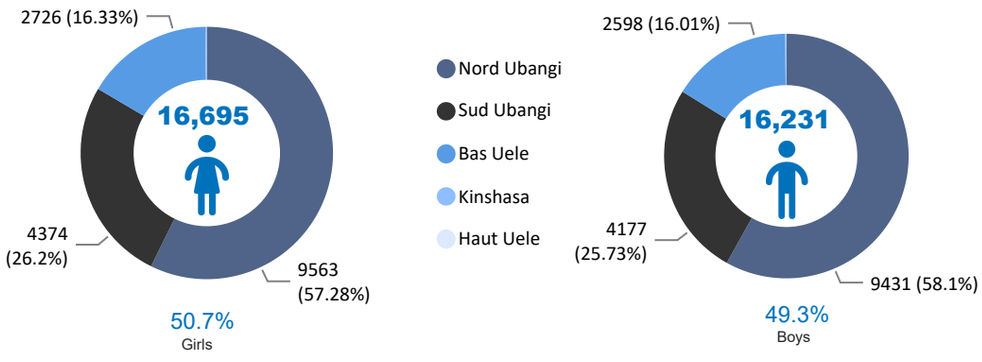

Of all Central African refugees, children of secondary school age constitute 26.6% of refugee children of school age. The majority of these children are found in the provinces of North Ubangi (57.69%), Sud Ubangi (25.97%) and Bas-Uele (16.17%). These children of secondary school age are distributed almost evenly between girls (50.7%) and boys (49.3%).

B) Persons with specific needs: 27,677

Specific needs	0-4 years	5-11 years	12-17 years	18-59 years	60 years +	Total	%
Woman at risk	20	48	100	7220	287	7675	27.73%
Serious medical condition	307	713	291	5263	228	6802	24.58%
Older person at risk	0	0	0	74	3907	3981	14.38%
Single parent	7	23	17	3469	317	3833	13.85%
Disability	28	225	246	1714	355	2568	9.28%
Unaccompanied or separated child	155	1060	911	0	0	2126	7.68%
Child at risk	12	67	294	0	0	373	1.35%
Specific legal and physical protection needs	2	23	30	175	13	243	0.88%
Family unity	0	12	5	38	1	56	0.20%
Torture	0	0	0	18	2	20	0.07%
Gender-based violence	0	0	0	0	0	0	0.00%

C) Occupation (top 7 occupation for aged 18 and above Individuals): 61,294 people with an occupation

Profession	women	men	Total	%
Skilled market-oriented agricultural workers	26526	11677	38203	62.33%
Sales employees	6916	1870	8786	14.33%
Skilled market-oriented forestry, fishing and hunting workers	315	5837	6152	10.04%
Agricultural, forestry and fishing laborers	3365	1577	4942	8.06%
Associate professionals in business and administration	1226	545	1771	2.89%
Teaching professionals	253	588	841	1.37%
Legal, social and cultural professionals	89	510	599	0.98%

South Sudanese Refugees and Asylum Seekers

Key Figures

57,112 Reugees and Asylum Seekers (as of 28 February 2022)

56,351 Registered Refugees (as of 28 February 2022)

761 Asylum Seekers (as of 28 February 2022)

36,693 Refugees and Asylum Seekers biometrically registered

Age and Gender of Refugee Population

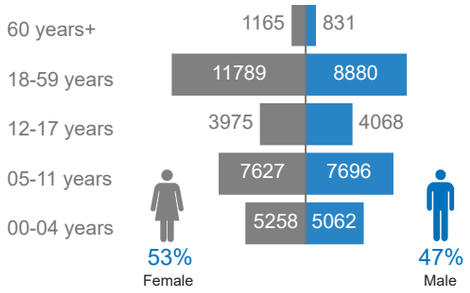

Age and Gender of Asylum Seekers

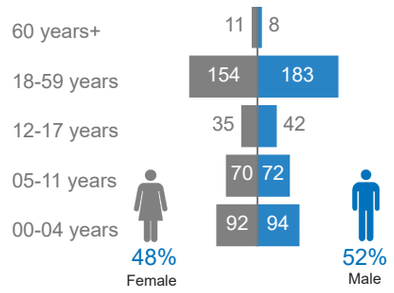

South Sudanese Refugee Population by Type of Location

Rural	In settlements	Urban
20,298	35,997	56
36.02%	63.88%	0.1%

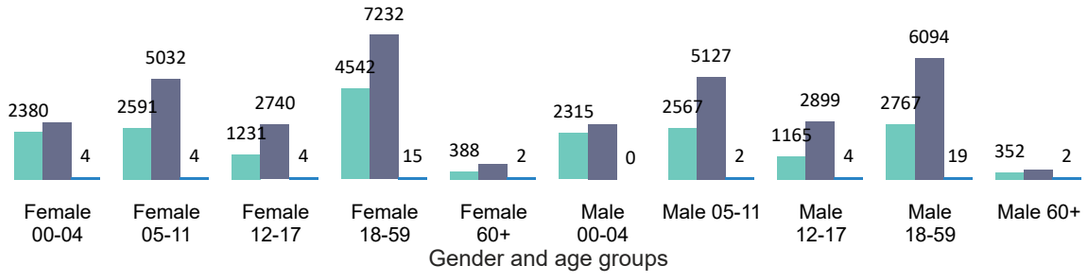

Location of South Sudanese Refugees in DRC

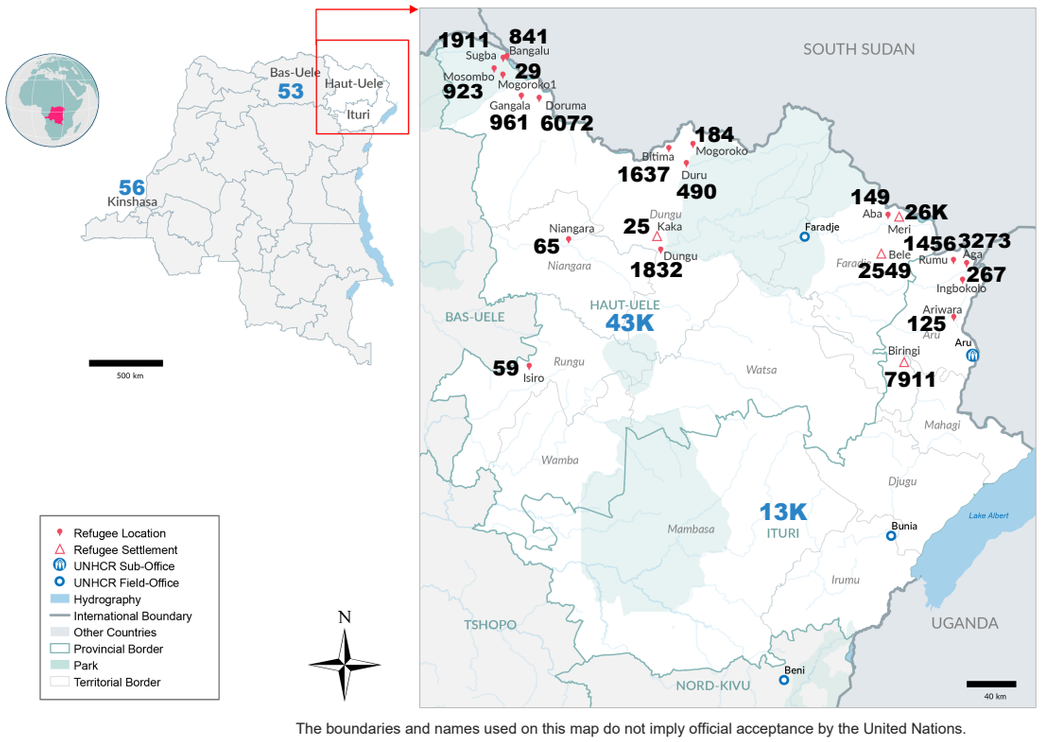

The boundaries and names used on this map do not imply official acceptance by the United Nations.

South Sudanese Refugee Population Trend (2016 - 2022)

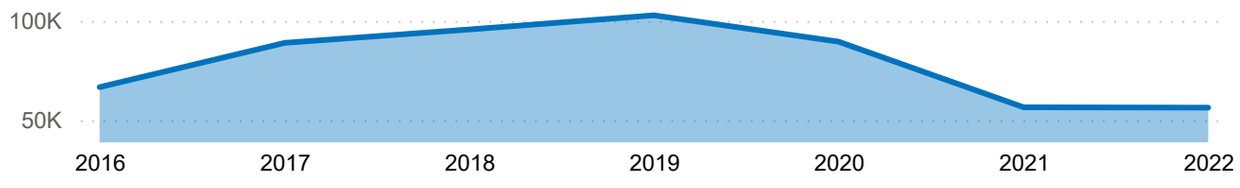

Comments about the figures of South Sudanese refugees

The number of South Sudanese refugees and asylum seekers in DRC is 57,112. The situation of the South Sudanese refugee population has increased from 56,341 on 31/01/2022 to 56,351 on 28/02/2022.
The overall figures of our South Sudanese beneficiaries who are in our 3 sites (Biringi, Meri and Bele) are a total of 36,703 or 64% of the overall SSD population (56,351).
All the refugees living in the 3 sites have identity documents issued by the CNR with the technical support of UNHCR.

Profile of South Sudanese Refugees in DRC

A) School-age children for primary and secondary education

1. School-age children : 33,686 people

Provinces	girls 0-4 years	girls 5-11 years	girls 12-17 years	boys 0-4 years	boys 5-11 years	boys 12-17 years	Total	%
Haut Uele	4071	5712	3094	3902	5704	3138	25621	0.76
Ituri	1179	1905	871	1154	1984	921	8014	0.24
Bas Uele	4	6	6	6	6	5	33	0.00
Kinshasa	4	4	4	0	2	4	18	0.00
Total	**5258**	**7627**	**3975**	**5062**	**7696**	**4068**	**33686**	**1.00**

2. Number of children of primary school age : 15,323 people

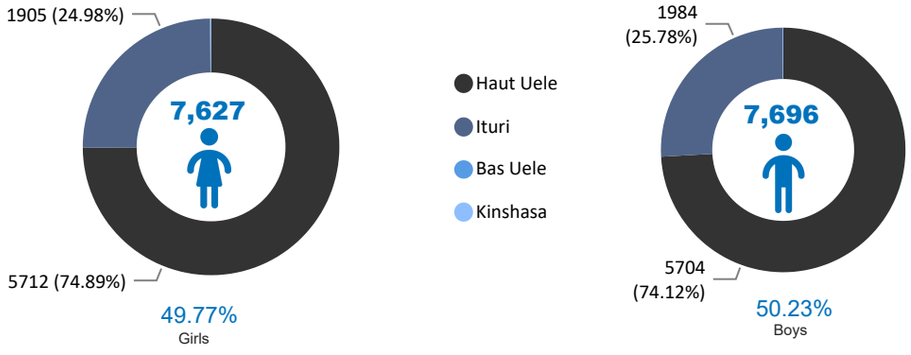

Of all South Sudanese refugees, children of primary school age constitute 45.5% of refugee children of school age. The majority of these children are found in the provinces of Haut Uele (74.50%) and Ituri (25.38%). These children of primary school age are distributed almost evenly between girls (49.77%) and boys (50.23%).

3. Number of children of secondary school age : 8,043 people

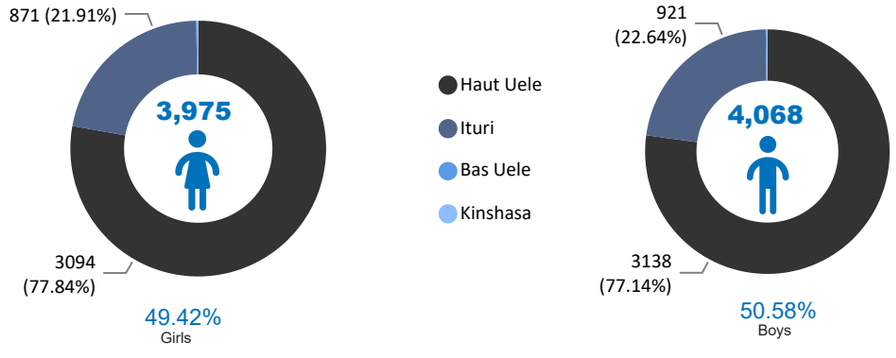

Of all South Sudanese refugees, children of secondary school age constitute 24% of refugee children of school age. The majority of these children are found in the provinces of Haut Uele (77.48%) and Ituri (22.28%). These children of secondary school age are distributed almost evenly between girls (49.42%) and boys (50.58%).

B) Persons with specific needs: 7,370

Specific needs	0-4 years	5-11 years	12-17 years	18-59 years	60 years +	Total	%
Woman at risk	1	16	5	2240	119	2381	32.31%
Older person at risk	0	0	0	61	1286	1347	18.28%
Serious medical condition	11	125	51	981	119	1287	17.46%
Unaccompanied or separated child	7	323	556	0	0	886	12.02%
Disability	3	70	67	405	222	767	10.41%
Single parent	0	6	2	561	62	631	8.56%
Child at risk	0	23	22	0	0	45	0.61%
Specific legal and physical protection needs	0	1	1	11	2	15	0.20%
Family unity	0	0	2	7	0	9	0.12%
Torture	0	0	0	2	0	2	0.03%
Gender-based violence	0	0	0	0	0	0	0.00%

C) Occupation (occupation for aged 18 and above Individuals): 13,529 people with an occupation

Profession	women	men	Total	%
Market-oriented skilled agricultural workers	6027	3741	9768	72.20%
Agricultural, forestry and fishery labourers	2318	1443	3761	27.80%

Burundian Refugees and Asylum Seekers

Key Figures

41,672 Refugees and Asylum Seekers (as of 28 February 2022)

40,529 Registered Refugees (as of 28 February 2022)

1 143 Asylum Seekers (as of 28 February 2022)

28,108 Refugees and Asylum Seekers biométrically registered

Age and Gender of Refugee Population

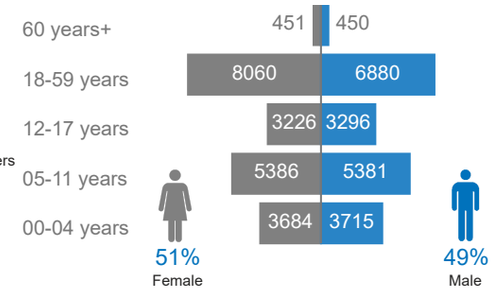

Age and Gender of Asylum Seekers

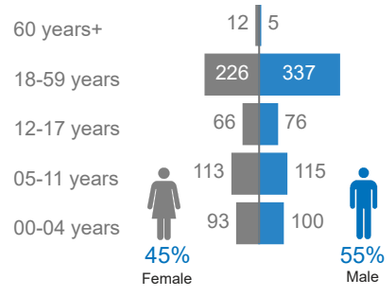

Burundian Refugee Population by Type of Location

Rural	In camps / settlements	Urban
5,456	33,449	1,624
13.46%	82.53%	4.01%

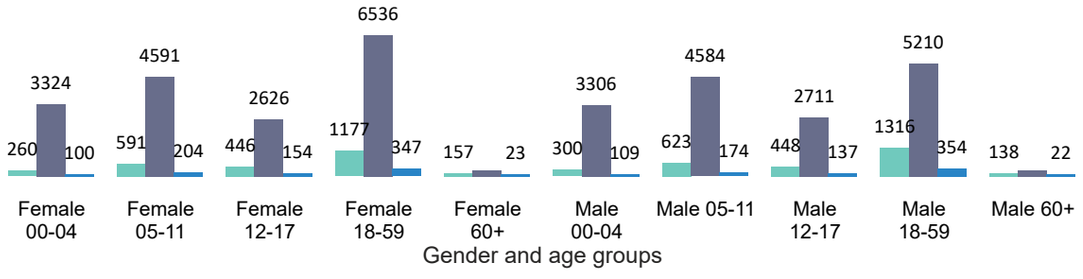

Location of Burundian Refugees in DRC

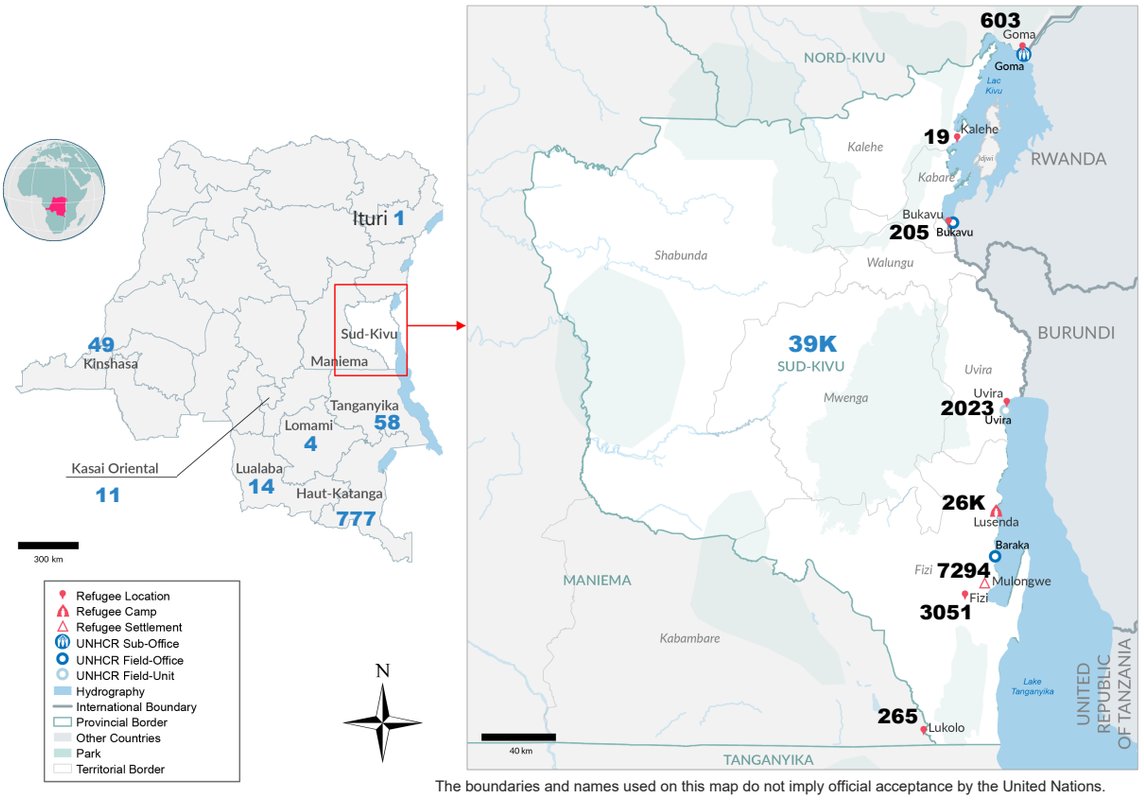

The boundaries and names used on this map do not imply official acceptance by the United Nations.

Burundian Refugee Population Trend (2016 - 2022)

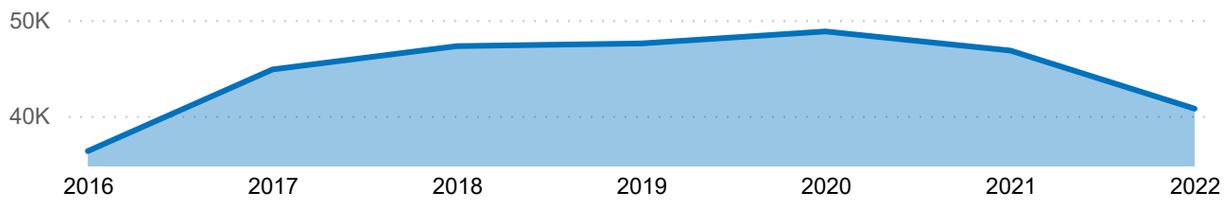

Comments about the figures of Burundian refugees

The number of refugees and asylum seekers still in DRC is 41,672 [40,529 refugees and 1,143 asylum seekers]. 1,143 asylum seekers]. All Burundian refugees have identity documents issued by the CNR with the technical support of UNHCR.
During the month of February, 244 Burundian refugees were repatriated to their country of origin. This makes a total of 512 Burundian refugees refugees repatriated to their country of origin since the beginning of the year.

Profil des réfugiés burundais en RDC

A) School-age children for primary and secondary education

1. School-age children : 24,688 people

Provinces	girls 0-4 years	girls 5-11 years	girls 12-17 years	boys 0-4 years	boys 5-11 years	boys 12-17 years	Total	%
Sud Kivu	3564	5188	3073	3586	5203	3168	23782	0.96
Haut Katanga	58	97	69	64	91	58	437	0.02
Nord Kivu	33	71	67	31	61	51	314	0.01
Maniema	25	16	5	27	14	6	93	0.00
Others*	4	14	12	7	12	13	62	0.00
Total	**3684**	**5386**	**3226**	**3715**	**5381**	**3296**	**24688**	**1.00**

*Other provinces include: Tanganyika, Kinshasa, Lualaba, Kasai Oriental and Lomami

2. Number of children of primary school age : 10,767 people

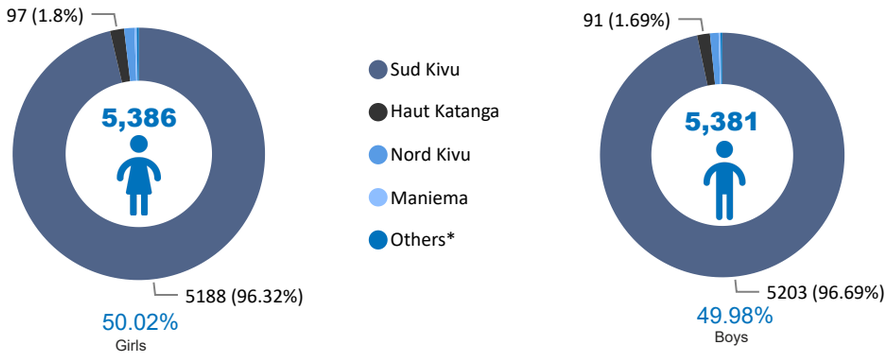

Of all Burundian refugees, children of primary school age constitute 44% of refugee children of school age. The majority of these children are in the province of South Kivu (96.51%). These children of primary school age are distributed almost evenly between girls (50.02%) and boys (49.98%).

3. Number of children of secondary school age : 6,522 people

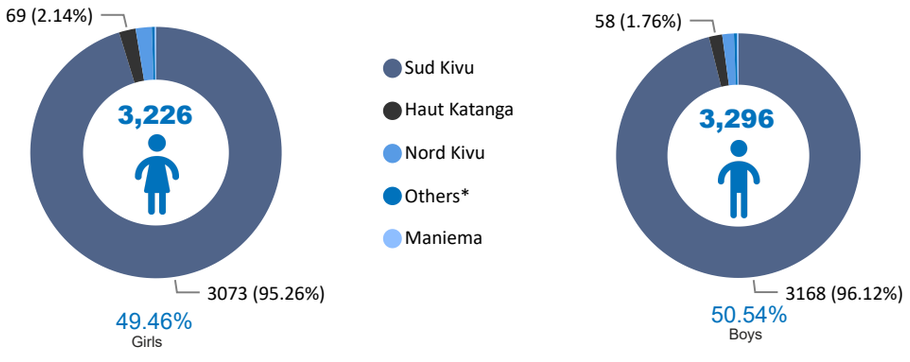

Of all Burundian refugees, children of secondary school age constitute 26.4% of refugee children of school age. The majority of these children are in the province of South Kivu (95.69%). These children of secondary school age are distributed almost evenly between girls (49.46%) and boys (50.54%).

B) Persons with specific needs: 7,742

Specific needs	0-4 years	5-11 years	12-17 years	18-59 years	60 years +	Total	%
Single parent	1	36	8	2118	101	2264	29.24%
Woman at risk	4	19	6	2024	79	2132	27.54%
Serious medical condition	10	123	73	985	99	1290	16.66%
Disability	7	117	92	499	84	799	10.32%
Older person at risk	0	0	0	41	454	495	6.39%
Specific legal and physical protection needs	0	6	3	323	36	368	4.75%
Unaccompanied or separated child	3	103	166	0	0	272	3.51%
Child at risk	5	39	58	0	0	102	1.32%
Torture	0	1	0	10	2	13	0.17%
Family unity	0	0	0	7	0	7	0.09%
Gender-based violence	0	0	0	0	0	0	0.00%

C) Occupation (occupation for aged 18 and above Individuals): 10,184 people with an occupation

Profession	women	men	Total	%
Agricultural, forestry and fishery labourers	4310	3051	7361	72.28%
Market-oriented skilled agricultural workers	1803	1020	2823	27.72%