

Context & Methodology

Almost three million refugees have fled Ukraine since the escalation of conflict on 24 February 2022. From among them, 337,215 have been displaced to Moldova (UNHCR). The number of people crossing has fluctuated in the days since the escalation, and it can be anticipated that it will vary with the intensity and geography of conflict in the next days or weeks.

To understand the drivers of displacement and intentions of refugees, 270 interviews were conducted with people crossing from Ukraine into Moldova. Interviews were conducted at every border checkpoint and certain reception centers, and began on 28 February. This factsheet includes cumulative responses from 28 February to 14 March. Following this data collection, select interviewees will be contacted for long-form qualitative interviews to gain a longitudinal understanding of their experience of displacement.

Interviewees were selected purposively to gain a broader understanding of experiences and intentions, and results should therefore be considered indicative.

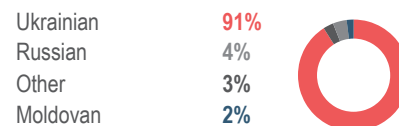
The data collection tool was modified after the deployment and therefore the sample size differs for certain questions; for some of them, the sample size is provided.

Demography

Gender of the respondent



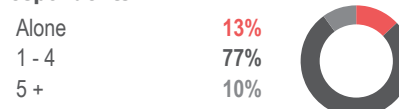
Nationality of the respondent



Respondents reporting travelling with the following population groups¹

| | |
|------------------------------|-----|
| Children 0-5 years of age | 32% |
| Children 6-18 years of age | 52% |
| Elderly (65+ years of age) | 12% |
| Pregnant and lactating women | 1% |
| Persons with disabilities | 3% |
| Women traveling alone | 50% |

Number of people traveling with respondents



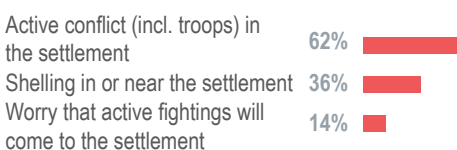
Most reported pre-displacement employment status of respondents²



Origins and Arrivals

99% of respondents reported holding a passport

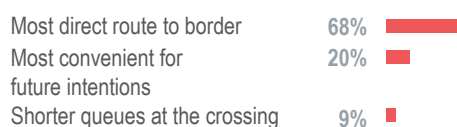
Reasons for leaving the area of origin^{1, 3}



Most frequent regions (oblasts) of origin³

| | | |
|----------|-----|-----|
| Odesa | 141 | 52% |
| Mykolaiv | 104 | 39% |
| Kyiv | 11 | 4% |

Reason for selecting border crossing³



Most frequently reported modalities of border crossing

| | | |
|------|----|-----|
| Foot | 86 | 43% |
| Bus | 86 | 43% |
| Car | 28 | 14% |

Intentions

Top 3 intended destination countries of respondents

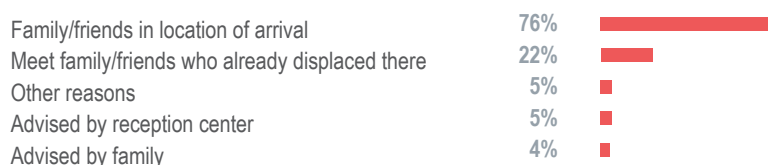


14% of respondents intending to stay in Moldova indicated that they would like to stay in Chisinau

76% of respondents intending to stay in Moldova don't know how long they will stay in the country

33% of respondents intend to stay in Moldova

Reported drivers for selection of destination country by respondents¹



Reported accommodation type in destination country by respondents



¹Multiple responses permitted. The sum might exceed 100%. ² Top four choices indicated by respondents. ³ Top three choices indicated by respondents.