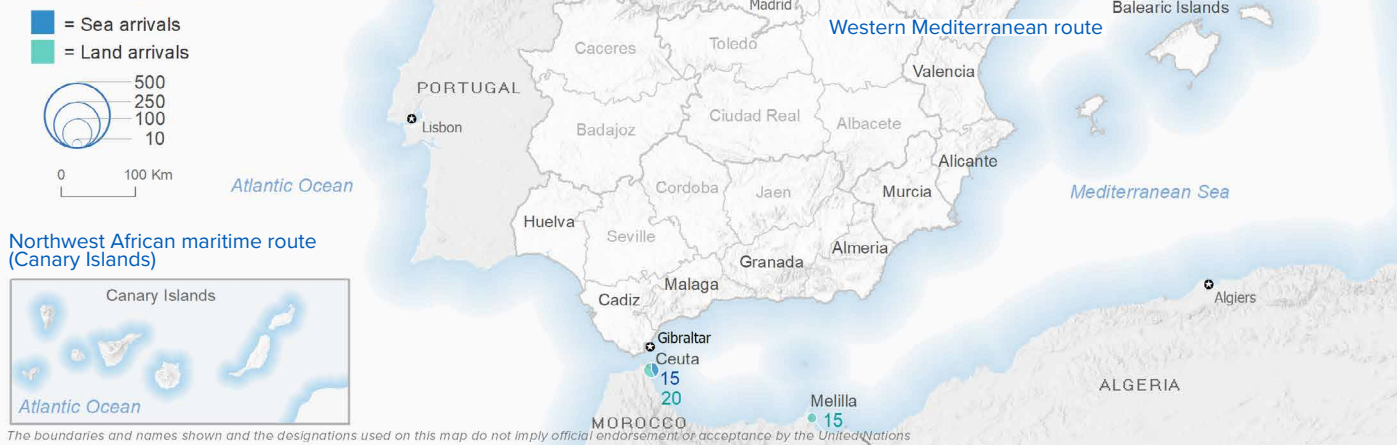


SPAIN Weekly snapshot - Week 11 (14 - 20 Mar 2022)

The charts below are based on figures from the Ministry of Interior and UNHCR estimates. All figures are provisional and subject to change

Refugees & migrants: sea and land arrivals in week 11¹



Arrivals in Spain

8,447
 Arrivals as of 20 Mar 2022²
+49%
 Dif. 2021

7,431
 Sea Arrivals²
 Dif. 2021: **+36%**

1,016
 Land Arrivals²
 Dif. 2021: **+405%**

50
 Arrivals Week 11¹
 Dif. last week: **-38%**
 Dif. 2021: **-91%**

Western Mediterranean

2,784
 Arrivals as of 20 Mar 2022²
+8%
 Dif. 2021

1,768
 Sea Arrivals²
 Dif. 2021: **-26%**

1,016
 Land Arrivals²
 Dif. 2021: **+405%**

50
 Arrivals Week 11¹
 Dif. last week: **+138%**
 Dif. 2021: **-84%**

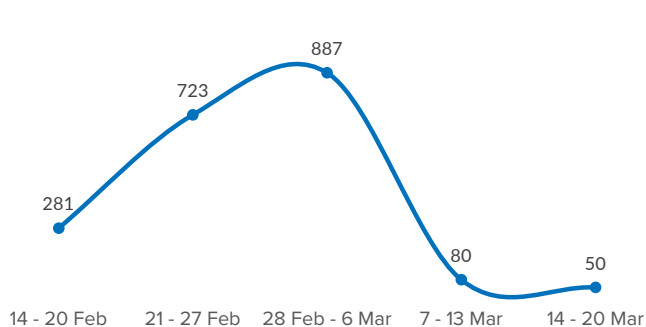
Northwest African maritime (Canary Islands)

5,663
 Arrivals as of 20 Mar 2022²
+84%
 Dif. 2021

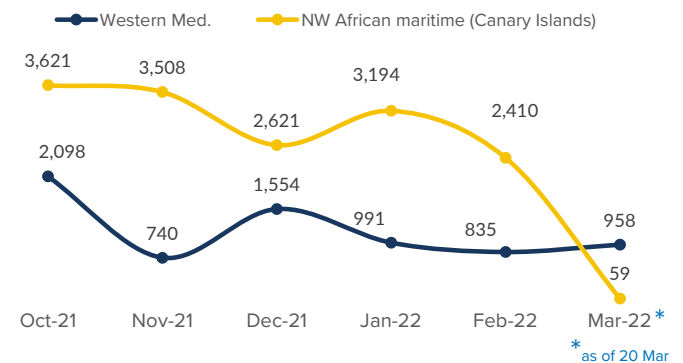
5,663
 Sea Arrivals²
 Dif. 2021: **+84%**

0
 Arrivals Week 11¹
 Dif. last week: **-100%**
 Dif. 2021: **-100%**

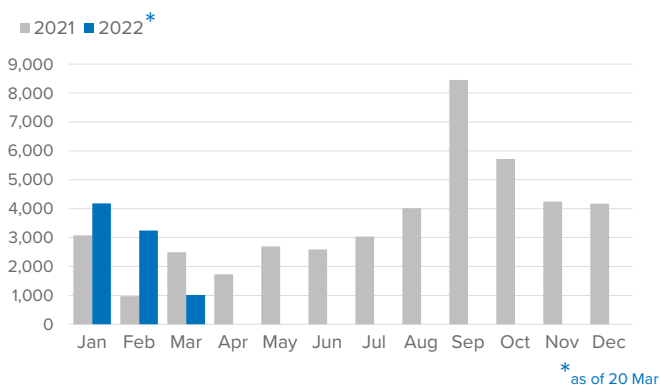
Arrivals in Spain during the last five weeks¹



Arrivals in Spain by route during the last six months¹



Arrivals in Spain per month²



Arrivals in Spain per year²

