

# SPAIN ASYLUM APPLICATIONS

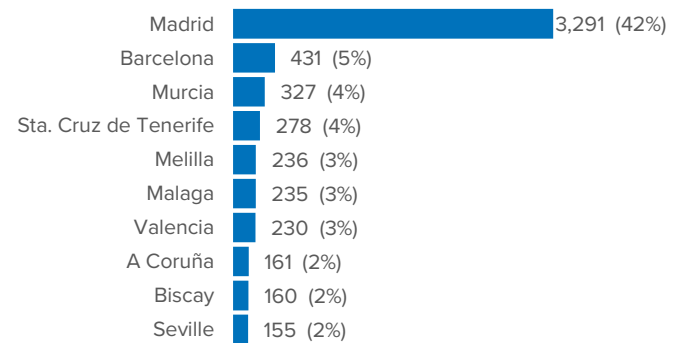
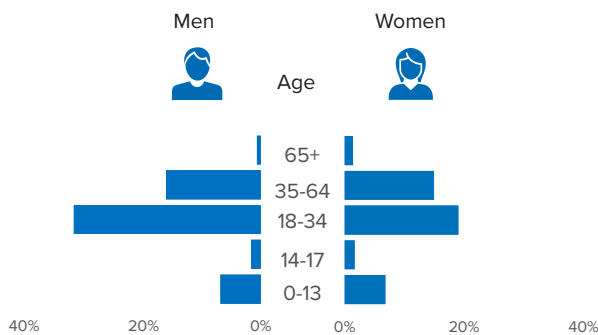
1 - 31 Jan 2022



**7,854** Asylum app. ↑ 93% Dif. 2021 20% Recognition rate 36% Protection rate<sup>1</sup> **104,910** Pending app.<sup>2</sup> ↑ 2% Dif. 2021

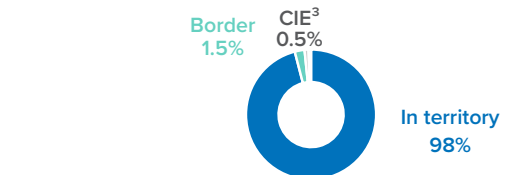
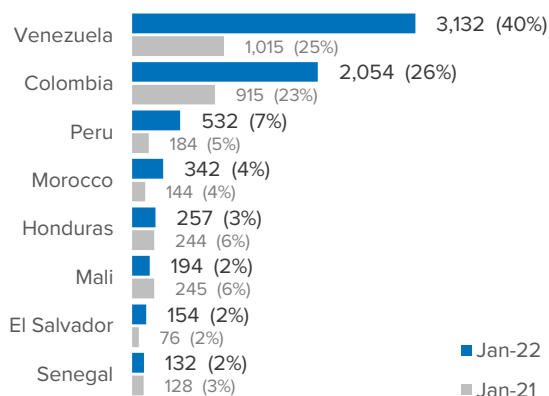
Number of asylum applications by gender/age<sup>2</sup>

Main provinces of asylum applications

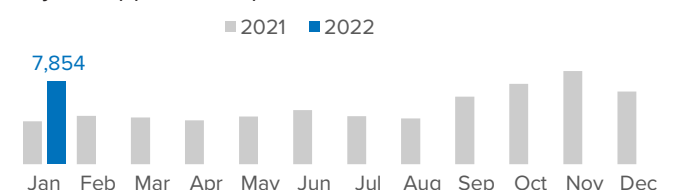


Most common nationalities of asylum applicants

Asylum applications by place of submission



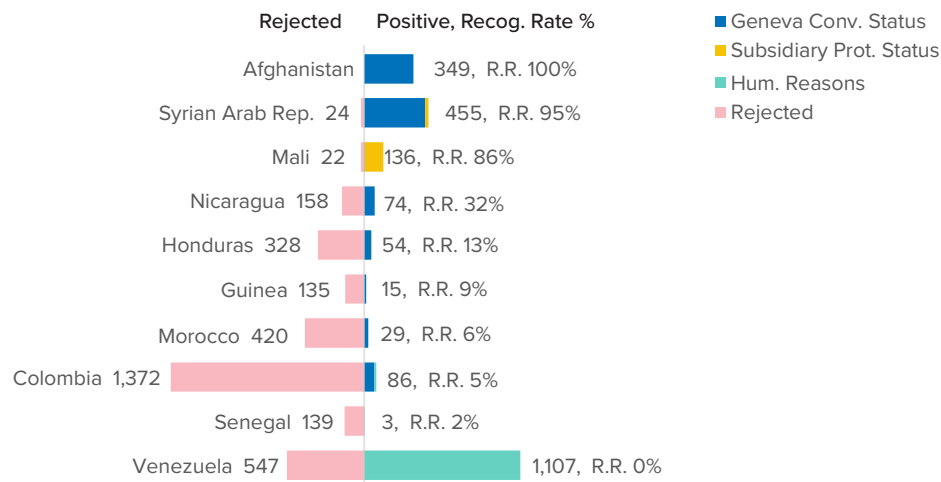
Asylum applications per month



Source: Unless otherwise indicated, provisional figures published by the Asylum and Refugee Office, Ministry of Interior, Spain.

<sup>1</sup>Protection rate: includes refugee status, subsidiary protection, and persons granted authorization to stay for humanitarian reasons.

<sup>2</sup>Eurostat as of Jan 2022 <sup>3</sup>CIE: Detention centre for foreigners (In Spanish: *Centro de Internamiento de Extranjeros*, CIE)

Eligibility Commission proposals<sup>4</sup>: 7,280

<sup>4</sup>Decisions by the Interministerial Eligibility Commission recommended to the Minister of Interior.