Uganda - Refugee Statistics March 2022 - Palorinya

Total Population
128,504

Total Refugees
128,489

Total Households
30,489

Total Asylum-Seekers
15

Women and Children
79%
102,121

Elderly
4%
5,747

Female
53%
67,664

Youth 15-24
25%
32,605

Zones - Top 10

Level3	HHs	Individuals
Morobi	8,515	35,354
Dongo West	6,361	25,583
Chinyi	4,938	20,111
Basecamp Ibakwe	3,345	15,714
Dongo East	3,082	12,975
Belemaling	2,399	10,621
Budri	1,843	7,278
Ranch 1	1	8

Country of Origin

Country of Origin	Total
South Sudan	128,398
Democratic Republic of the Congo	60
Sudan	37
Rwanda	9

Age & Gender Breakdown

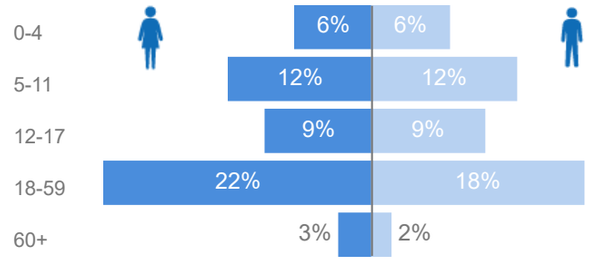

Specific Needs - Top 7

7,501 5,176

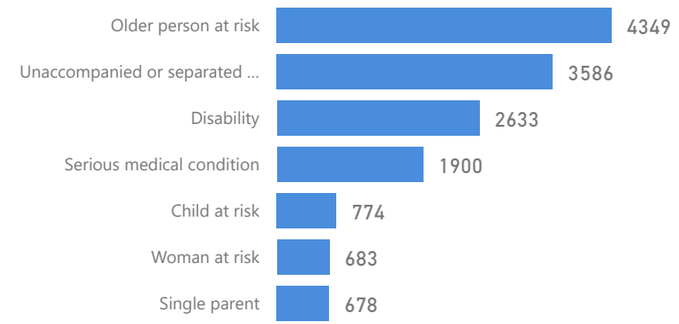

New Registration by Month

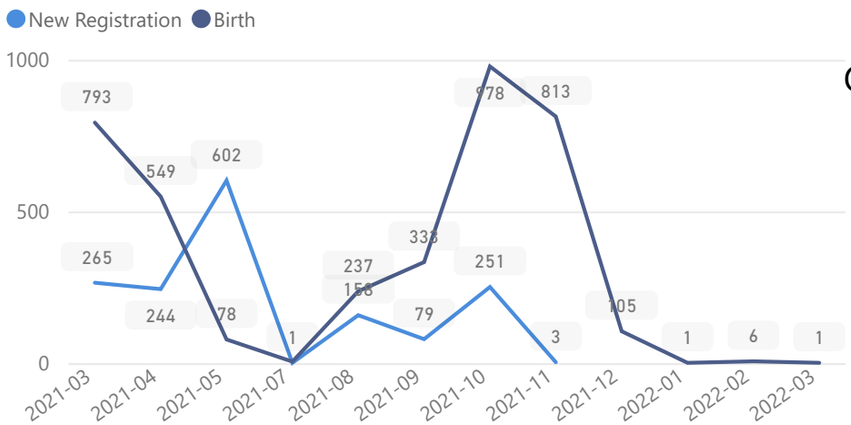

Occupation - Top 5

10.5% Have occupation

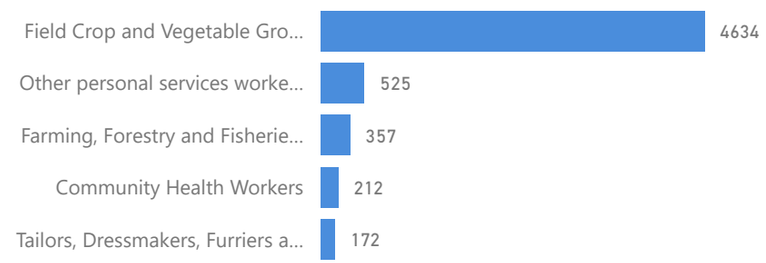

* Age is between 18 - 59 years for Occupation
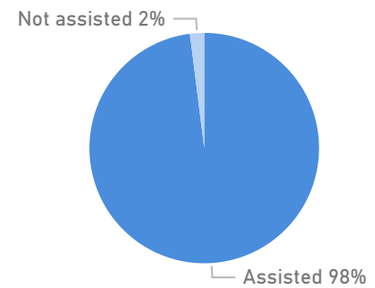
Assistance Status