

Context & Methodology

More than 5.4 million refugees have fled Ukraine since the escalation of conflict on 24 February 2022. From among them, 411,437 have been displaced to Moldova (UNHCR). The number of people crossing has fluctuated in the days since the escalation, and it can be anticipated that it will vary with the intensity and geography of conflict in the next days or weeks.

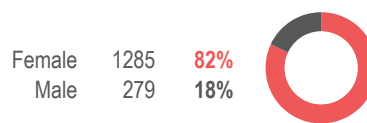
To understand the drivers of displacement and intentions of refugees, 1,631 interviews were conducted with people crossing from Ukraine into Moldova. Interviews were conducted at every border checkpoint and certain reception centers, and began on 28 February. This factsheet includes cumulative responses from 28 February to 28 April. Following this data collection, select interviewees will be contacted for long-form qualitative interviews to gain a longitudinal understanding of their experience of displacement.

Interviewees were selected purposively to gain a broader understanding of experiences and intentions, and results should therefore be considered indicative.

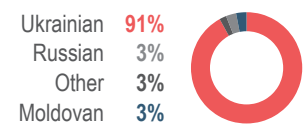
The data collection tool was modified after the deployment and therefore the sample size differs for certain questions; for some of them, the sample size is provided.

Demography

Gender of the respondent



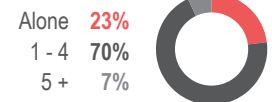
Nationality of the respondent



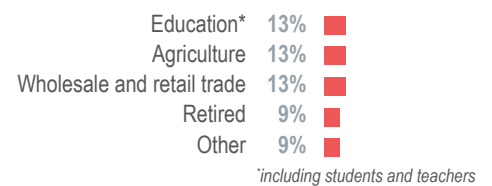
Respondents reporting travelling with the following population groups¹

Children 0-5 years of age	20%
Children 6-18 years of age	43%
Elderly (65+ years of age)	9%
Persons with disabilities	4%

Number of people traveling with respondents



Most reported pre-displacement employment status of respondents²



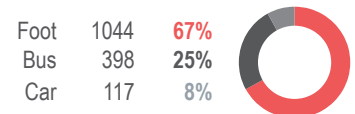
Origins and Arrivals

100% of respondents reported holding a passport

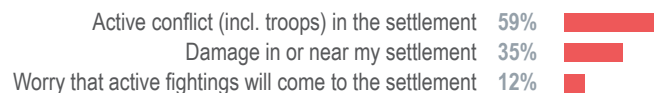
Most frequent regions (oblasts) of origin²

Mykolaiv	605	37%
Odesa	479	29%
Kyiv	148	9%
Vinnytsia	96	6%
Donetsk	58	4%

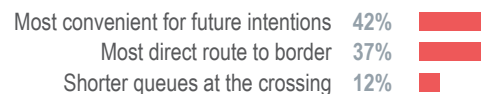
Most frequently reported modalities of border crossing³



Reasons for leaving the area of origin^{1, 3}



Reason for selecting border crossing³



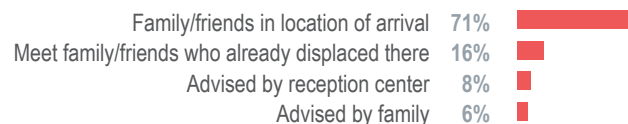
Intentions

Top 3 intended destination countries of respondents

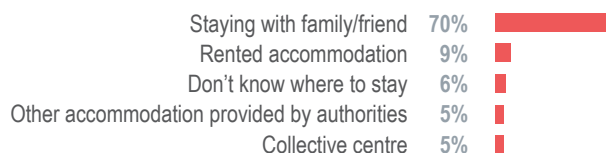


29% of respondents intending to stay in Moldova don't know how long they will stay in the country

Reported drivers for selection of destination country by respondents^{1, 2}



Reported accommodation type in destination country by respondents



¹Multiple responses permitted. The sum might exceed 100%. ² Top four choices indicated by respondents. ³ Top three choices indicated by respondents.