

Context & Methodology

More than 5.4 million refugees have fled Ukraine since 24 February 2022 (UNHCR). Since 28 February, a total of 1,257,500¹ Ukrainians have reportedly crossed the Western border into Ukraine. Although the number of border crossings out of Ukraine into neighbouring countries is still higher, this trend is declining.

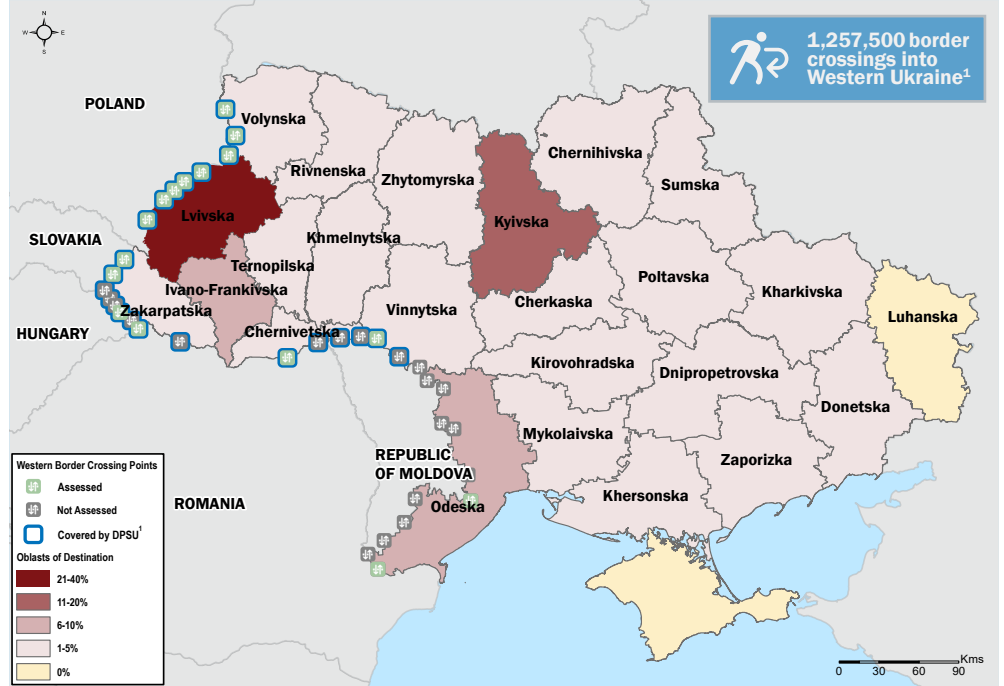
The reported numbers of individual crossings back into Ukraine are not necessarily “returnees” and conclusions on definitive trends cannot yet be drawn. These movements can be pendular considering the situation remains highly volatile and unpredictable.

To understand the drivers of such movements and people’s intentions, 846 interviews were conducted with people crossing to Ukraine from Poland, Slovakia, Hungary, Romania and Moldova. Interviews were conducted in neighbouring countries at checkpoints, reception centers and railway stations in the vicinity of the Ukrainian border, and began on 3 April. This factsheet includes cumulative responses from 3 April to 27 April.

Interviewees were selected purposively to gain a broader understanding of experiences and intentions. The sample is not statistically representative and results should therefore only be considered as indicative.

The map on the right shows assessed checkpoints, as well as percentage of respondents by reported oblast/area of destination.

Percentage of respondents by intended oblast of destination



Information on movement back to Ukraine

83% of respondents reported returning to their area of origin in Ukraine

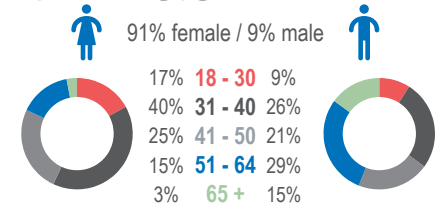
Sample distribution, by country of departure

Poland	638	75%
Romania	112	13%
Moldova	48	6%
Slovakia	45	5%
Hungary	3	1%

Reasons for returning²

Reunite with family	33%
Perception of safety in area of return	33%
Temporary visit to get supplies	9%
Temporary visit to see family	6%
No housing/difficulty finding housing in neighbouring country	5%
Support family members to evacuate	3%

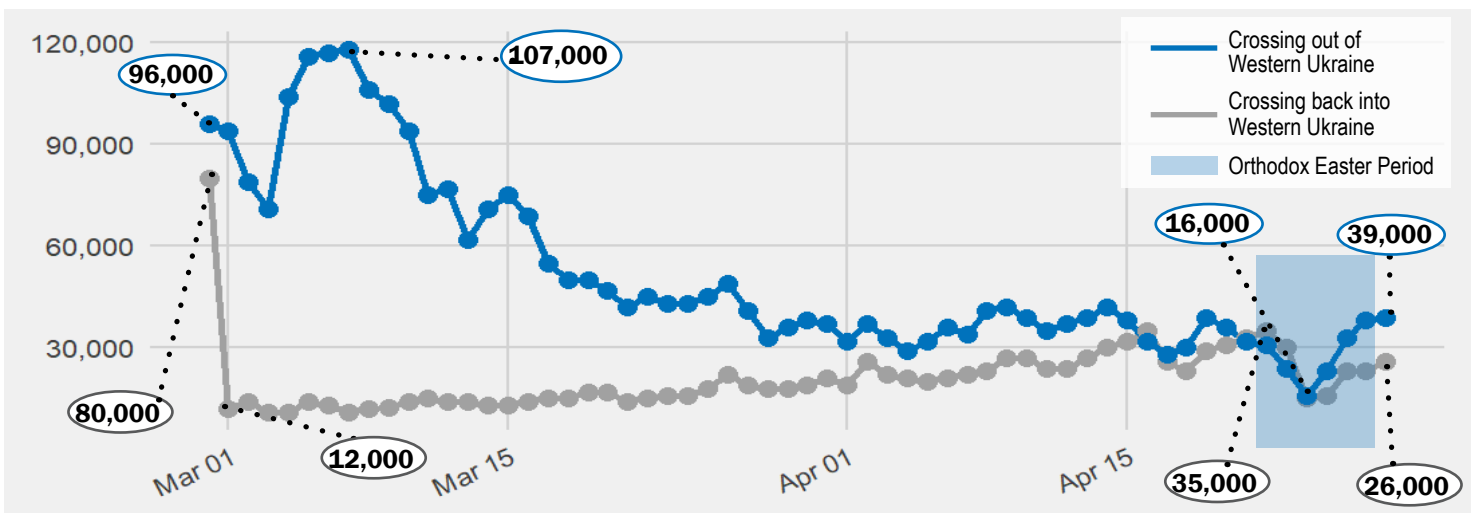
Proportion of age/gender of interviewees



Proportion of respondents reported to be travelling with the following vulnerable groups²

Children 0 to 5 years	8%
Children 6 to 18 years	29%
Elderly 65+ year	6%
Pregnant and lactating women	1%
Persons with disabilities	2%

Movement trends out of and back to Western Ukraine¹



¹Individual numbers of Ukrainian nationals recorded by the State Border Guard Service in Western Ukraine for 23 border crossings since 28 February (DPSU)

²KI had multiple answer options (total may be >100%)

Situation Overview: Movement of Ukrainians back into Ukraine from Poland, Slovakia, Hungary, Romania and Moldova

i Top Oblasts of intended destination

📍 Lvivska Oblast (320 interviewees)

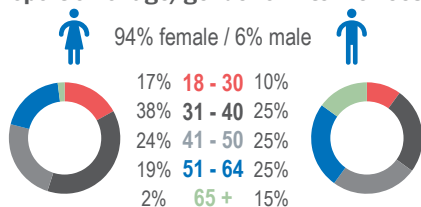
Sample distribution, by country of departure

Poland	309	96%
Romania	8	3%
Slovakia	2	0.5%
Hungary	1	0.5%

Reasons for returning³

Perception of safety in area of return	39%
Temporary visit to get supplies	22%
Reunite with family	20%
Temporary visit to see family	5%
No housing/difficulty finding housing in neighbouring country	4%

Proportion of age/gender of interviewees



Proportion of respondents reported to be travelling with the following vulnerable groups³

Children 0 to 5 years	4%
Children 6 to 18 years	23%
Elderly 65+ year	4%
Persons with disabilities	1%

📍 Odeska Oblast (62 interviewees)

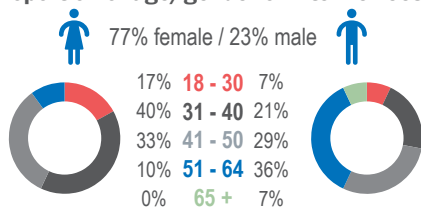
Sample distribution, by country of departure

Poland	39	63%
Romania	23	37%

Reasons for returning³

Reunite with family	45%
Perception of safety in area of return	24%
Support family member to evacuate	13%
No housing/difficulty finding housing in neighbouring country	6%

Proportion of age/gender of interviewees



Proportion of respondents reported to be travelling with the following vulnerable groups³

Children 0 to 5 years	8%
Children 6 to 18 years	31%
Elderly 65+ year	3%
Pregnant and lactating women	2%
Persons with disabilities	3%

📍 Kyiv City & Kyivska Oblast (136 interviewees)

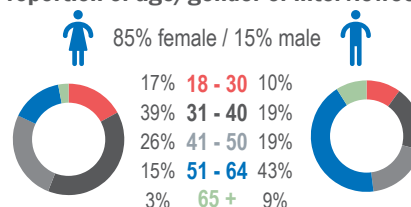
Sample distribution, by country of departure

Poland	78	57%
Romania	27	20%
Moldova	15	11%
Slovakia	15	11%
Hungary	1	1%

Reasons for returning³

Reunite with family	39%
Perception of safety in area of return	36%
No job/lack of employment opportunities in neighbouring country	5%
Temporary visit to see family	4%

Proportion of age/gender of interviewees



Proportion of respondents reported to be travelling with the following vulnerable groups³

Children 0 to 5 years	10%
Children 6 to 18 years	35%
Elderly 65+ year	9%
Persons with disabilities	2%

📍 Ivano-Frankivska Oblast (43 interviewees)

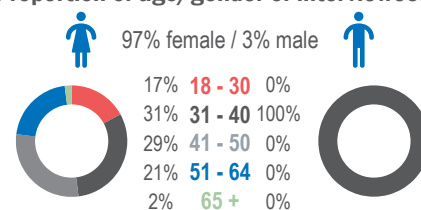
Sample distribution, by country of departure

Poland	41	95%
Romania	2	5%

Reasons for returning³

Perception of safety in area of return	44%
Reunite with family	35%
Temporary visit to see family	5%
Temporary visit to get supplies	5%

Proportion of age/gender of interviewees



Proportion of respondents reported to be travelling with the following vulnerable groups³

Children 0 to 5 years	7%
Children 6 to 18 years	40%
Elderly 65+ year	5%
Persons with disabilities	2%

³KI had multiple answer options (total may be >100%)