Uganda - Refugee Statistics April 2022 - Nakivale

Total Population
138,380

Total Refugees
129,386

Total Households
35,943

Total Asylum-Seekers
8,794

Women and Children
78 %
107,510

Elderly
3 %
3,500

Female
50 %
69,462

Youth 15-24
21 %
29,257

Zones

Level3	HHs	Individuals
Base Camp	17,702	66,958
Rubondo	12,357	46,895
Juru	5,430	23,131

Age & Gender Breakdown

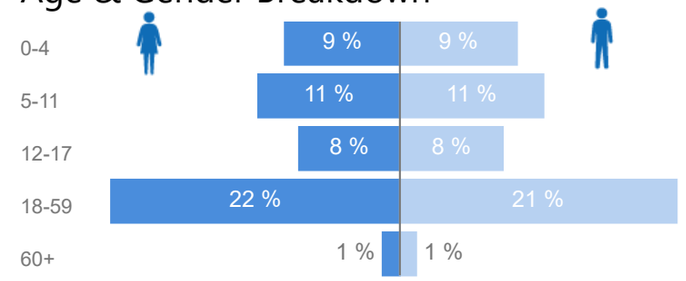

Specific Needs
- Top 7

4,762 2,831

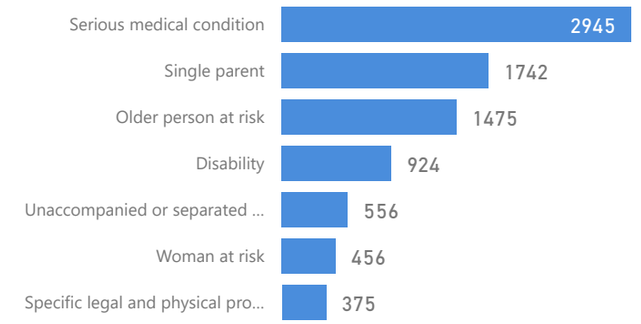

Country of Origin	Total
Democratic Republic of the Congo	75,148
Burundi	31,733
Rwanda	16,936
Somalia	12,227
Eritrea	1,102
Ethiopia	768
South Sudan	206
Kenya	22
Sudan	15
United Republic of Tanzania	7

New Registration by Month

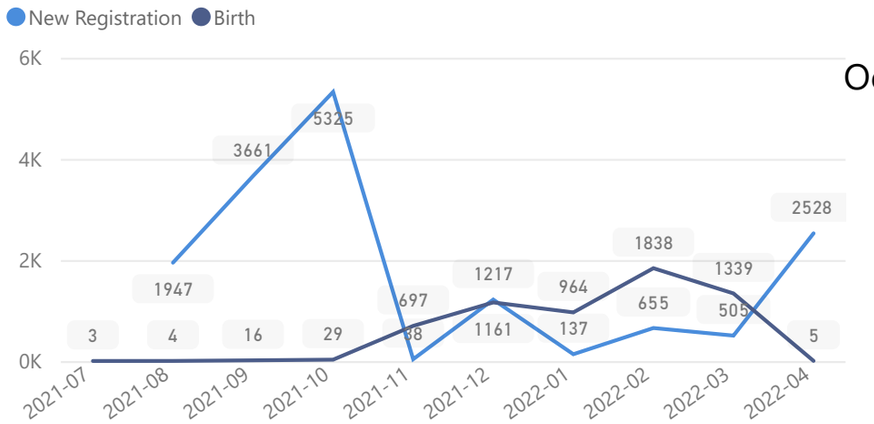

Occupation
- Top 5

32.2 % Have occupation

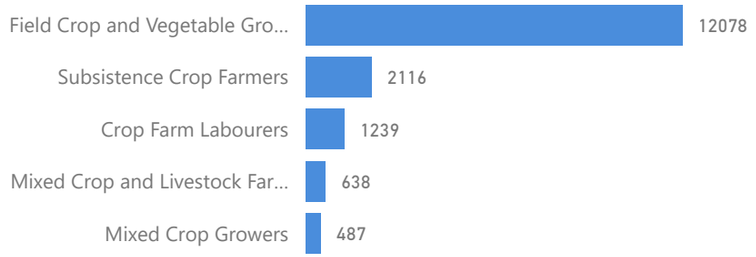

* Age is between 18 - 59 years for Occupation
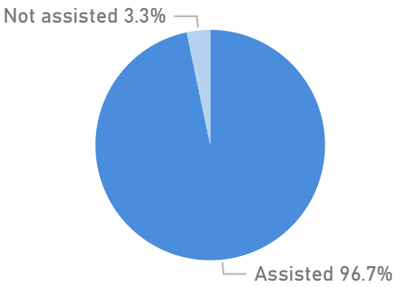
Assistance Status