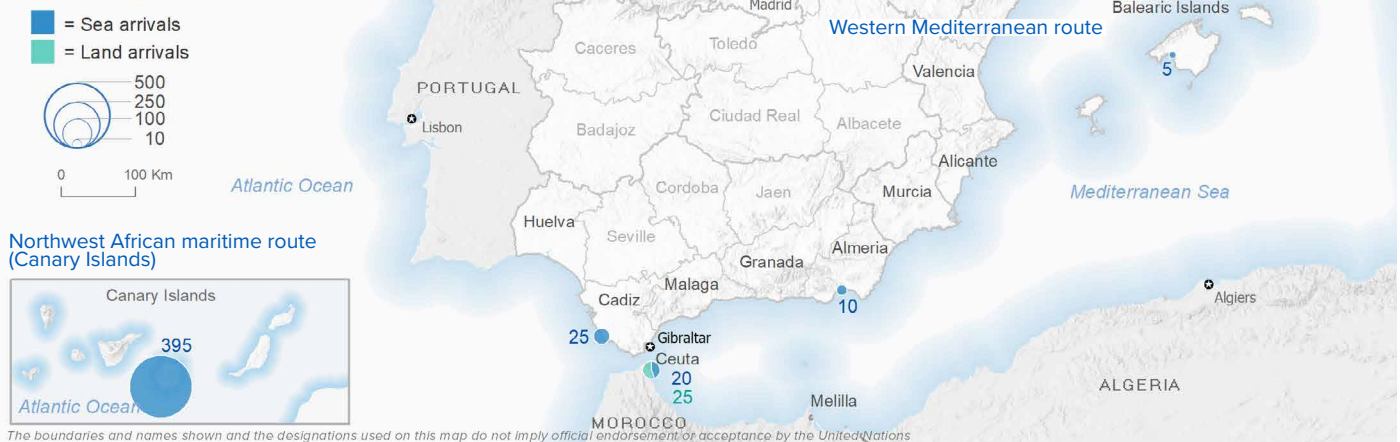


SPAIN Weekly snapshot - Week 21 (23 - 29 May 2022)

The charts below are based on figures from the Ministry of Interior and UNHCR estimates. All figures are provisional and subject to change

Refugees & migrants: sea and land arrivals in week 21¹



Arrivals in Spain

12,626
 Arrivals as of
 29 May 2022²

+17%
 Dif. 2021

11,355
 Sea Arrivals²
 Dif. 2021: +9%

1,271
 Land Arrivals²
 Dif. 2021: +212%

475
 Arrivals Week 21¹
 Dif. last week: +3%
 Dif. 2021: -22%

Western Mediterranean

4,378
 Arrivals as of
 29 May 2022²

-16%
 Dif. 2021

3,107
 Sea Arrivals²
 Dif. 2021: -35%

1,271
 Land Arrivals²
 Dif. 2021: +212%

81
 Arrivals Week 21¹
 Dif. last week: -77%
 Dif. 2021: -80%

Northwest African maritime (Canary Islands)

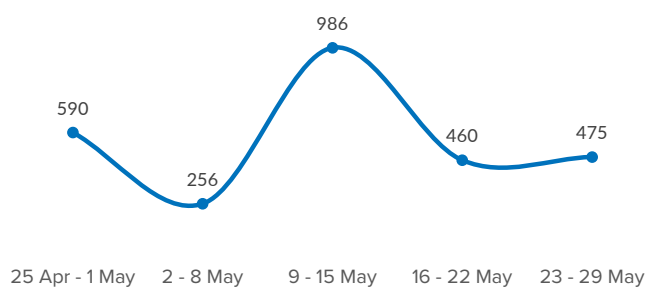
8,248
 Arrivals as of
 29 May 2022²

+48%
 Dif. 2021

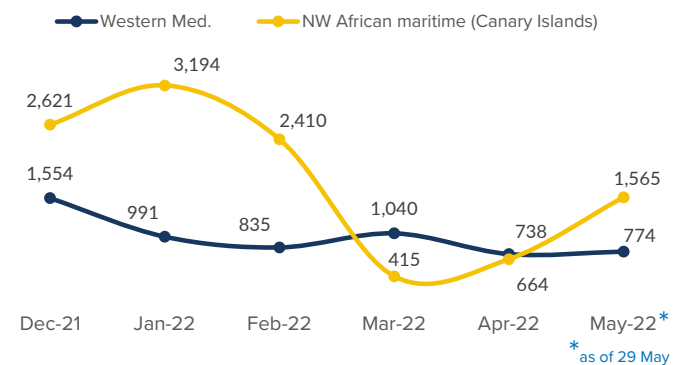
8,248
 Sea Arrivals²
 Dif. 2021: +48%

394
 Arrivals Week 21¹
 Dif. last week: +279%
 Dif. 2021: +97%

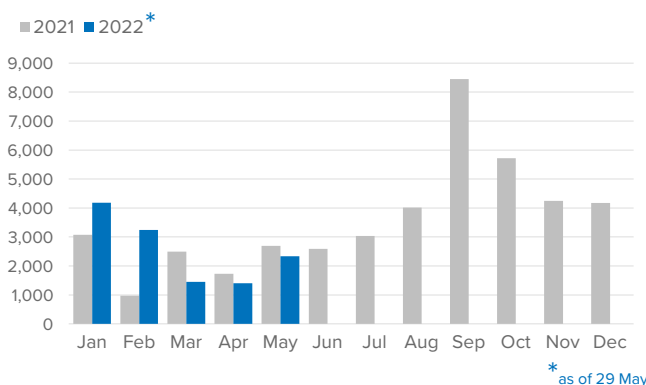
Arrivals in Spain during the last five weeks¹



Arrivals in Spain by route during the last six months²



Arrivals in Spain per month²



Arrivals in Spain per year²

